



Synonym

AP-TNAP, APTNAP, HOPS, HPPA, HPPC, HPPI, HPPO, TNALP, TNAP, TNS-ALP, TNSALP

Source

Human ALPL Protein, His Tag(ALL-H52H3) is expressed from human 293 cells (HEK293). It contains AA Leu 18 - Ser 502 (Accession # [P05186-1](#)).
Predicted N-terminus: Leu 18

Molecular Characterization

ALPL(Leu 18 - Ser 502)
P05186-1 Poly-his

This protein carries a polyhistidine tag at the C-terminus.

The protein has a calculated MW of 55.3 kDa. The protein migrates as 65-70 kDa when calibrated against [Star Ribbon Pre-stained Protein Marker](#) under reducing (R) condition (SDS-PAGE) due to glycosylation.

Endotoxin

Less than 1.0 EU per µg by the LAL method.

Purity

>95% as determined by SDS-PAGE.

>90% as determined by SEC-MALS.

Formulation

Supplied as 0.2 µm filtered solution in 20 mM Tris, 150 mM NaCl, 20% Glycerol, pH7.5 with trehalose as protectant.

Contact us for customized product form or formulation.

Shipping

This product is supplied and shipped with dry ice, please inquire the shipping cost.

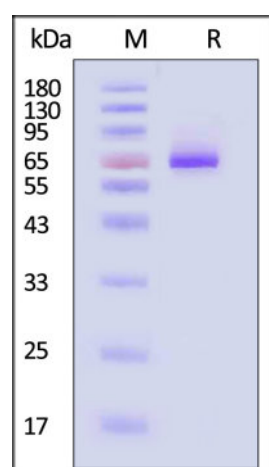
Storage

Please avoid repeated freeze-thaw cycles.

This product is stable after storage at:

- The product MUST be stored at -70°C or lower upon receipt;
- -70°C for 3 months under sterile conditions.

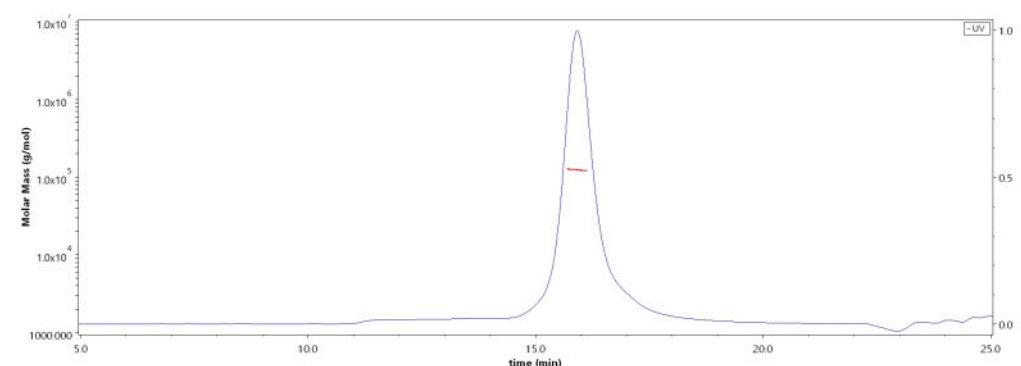
SDS-PAGE



Human ALPL Protein, His Tag on SDS-PAGE under reducing (R) condition. The gel was stained with Coomassie Blue. The purity of the protein is greater than 95% (With [Star Ribbon Pre-stained Protein Marker](#)).

Bioactivity-ELISA

SEC-MALS



The purity of Human ALPL Protein, His Tag (Cat. No. ALL-H52H3) is more than 90% and the molecular weight of this protein is around 115-135 kDa verified by SEC-MALS.

[Report](#)

Discounts, Gifts,
and more!

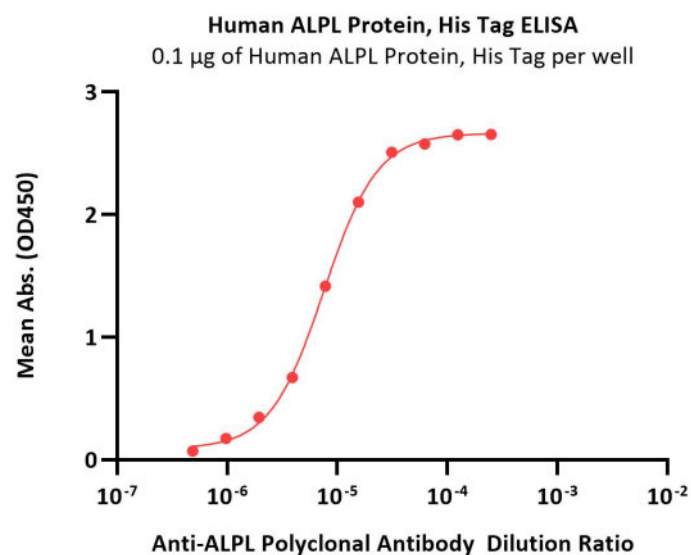


Human ALPL Protein, His Tag (active enzyme, MALS verified)

Catalog # ALL-H52H3



BIOSYSTEMS
Acro
Surprise Inside!



Immobilized Human ALPL Protein, His Tag (Cat. No. ALL-H52H3) at 1 µg/mL (100 µL/well) can bind various dilution ratio of Anti-ALPL Polyclonal Antibody (QC tested).

Bioactivity

Measured by its ability to cleave a fluorogenic substrate, 4-Methylumbelliferyl phosphate (4-MUP). The specific activity is >80,000 pmol/min/µg (QC tested).

Background

This gene encodes a member of the alkaline phosphatase family of proteins. There are at least four distinct but related alkaline phosphatases: intestinal, placental, placental-like, and liver/bone/kidney (tissue non-specific). The first three are located together on chromosome 2, while the tissue non-specific form is located on chromosome 1. The product of this gene is a membrane bound glycosylated enzyme that is not expressed in any particular tissue and is, therefore, referred to as the tissue-nonspecific form of the enzyme. Alternative splicing results in multiple transcript variants, at least one of which encodes a preproprotein that is proteolytically processed to generate the mature enzyme. This enzyme may play a role in bone mineralization. Mutations in this gene have been linked to hypophosphatasia, a disorder that is characterized by hypercalcemia and skeletal defects.

Clinical and Translational Updates

Please contact us via TechSupport@acrobiosystems.com if you have any question on this product.

Discounts, Gifts,
and more!



➤ www.acrobiosystems.com

11/8/2023