

Synonym

PVR,FLJ25946,PVS,CD155,TAGE4,HVED,NECL5

SourceHuman CD155, His Tag (CD5-H5223) is expressed from human 293 cells (HEK293). It contains AA Trp 21 - Asn 343 (Accession # [NP_006496.4](#)).

Predicted N-terminus: Trp 21

Molecular Characterization

CD155(Trp 21 - Asn 343) NP_006496.4	Poly-his
--	----------

This protein carries a polyhistidine tag at the C-terminus.

The protein has a calculated MW of 35.9 kDa. The protein migrates as 55-65 kDa under reducing (R) condition (SDS-PAGE) due to glycosylation.

Endotoxin

Less than 1.0 EU per µg by the LAL method.

Purity

>95% as determined by SDS-PAGE.

>90% as determined by SEC-MALS.

Formulation

Lyophilized from 0.22 µm filtered solution in PBS, pH7.4. Normally trehalose is added as protectant before lyophilization.

Contact us for customized product form or formulation.

Reconstitution

Please see Certificate of Analysis for specific instructions.


*For best performance, we strongly recommend you to follow the reconstitution protocol provided in the CoA.***Storage**

For long term storage, the product should be stored at lyophilized state at -20°C or lower.

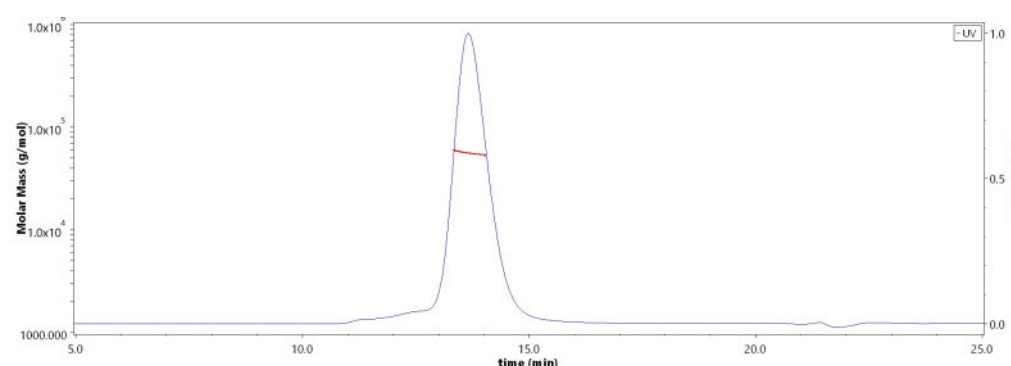
Please avoid repeated freeze-thaw cycles.

This product is stable after storage at:

- -20°C to -70°C for 12 months in lyophilized state;
- -70°C for 3 months under sterile conditions after reconstitution.

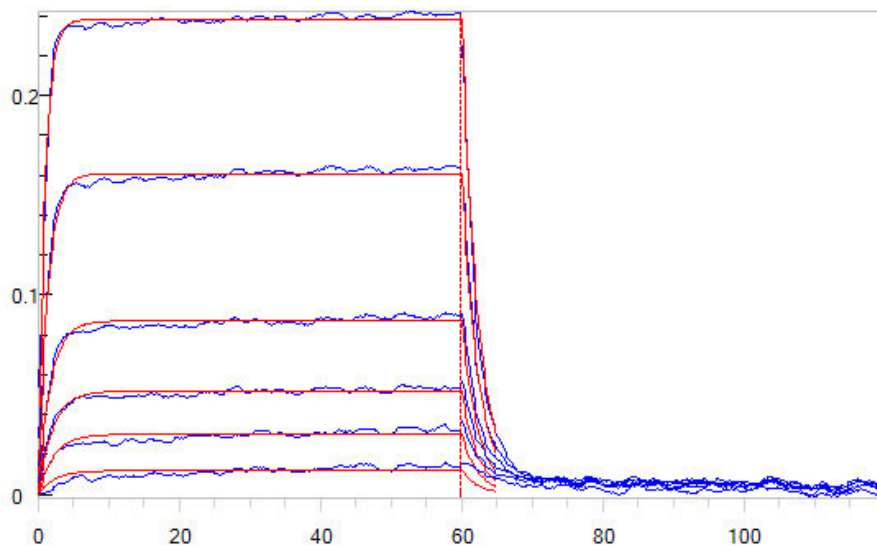
SDS-PAGE

Human CD155, His Tag on SDS-PAGE under reducing (R) condition. The gel was stained overnight with Coomassie Blue. The purity of the protein is greater than 95%.

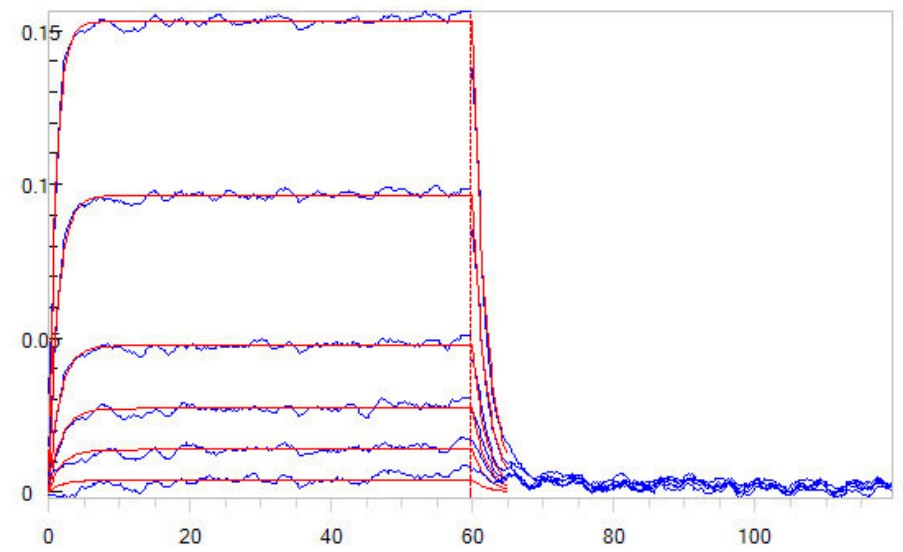
Bioactivity-BLI**SEC-MALS**

The purity of Human CD155, His Tag (Cat. No. CD5-H5223) is more than 90% and the molecular weight of this protein is around 50-60 kDa verified by SEC-MALS.

[Report](#)



Loaded Human TIGIT, Fc Tag (Cat. No. TIT-H5254) on Protein A Biosensor, can bind Human CD155, His Tag (Cat. No. CD5-H5223) with an affinity constant of $0.89 \mu\text{M}$ as determined in BLI assay (ForteBio Octet Red96e) (QC tested).



Loaded Human DNAM-1, Fc Tag (Cat. No. DN1-H5257) on Protein A Biosensor, can bind Human CD155, His Tag (Cat. No. CD5-H5223) with an affinity constant of $1.6 \mu\text{M}$ as determined in BLI assay (ForteBio Octet Red96e) (Routinely tested).

Background

CD155 is a Type I transmembrane glycoprotein in the immunoglobulin superfamily. Commonly known as Poliovirus Receptor (PVR) due to its involvement in the cellular poliovirus infection in primates, CD155's normal cellular function is in the establishment of intercellular adherens junctions between epithelial cells.

CD155/PVR was originally isolated based on its ability to mediate polio virus attachment to host cells. The fulllength (or CD155 alpha isoform) is synthesized as a 417 amino acid (aa) precursor that contains a 20 aa signal sequence, a 323 aa extracellular region, a 24 aa TM segment and a 50 aa cytoplasmic tail. The extracellular region contains one N terminal V type and two C2 type Ig like domains. CD155 is a transmembrane protein with 3 extracellular immunoglobulin-like domains, D1-D3, where D1 is recognized by the virus. Low resolution structures of CD155 complexed with poliovirus have been obtained using electron microscopy while a high resolution structures of the ectodomain D1 and D2 of CD155 were solved by x-ray crystallography.

Clinical and Translational Updates

Please contact us via TechSupport@acrobiosystems.com if you have any question on this product.