



Synonym

FCGR3A,CD16A,FCG3,FCGR3,IGFR3

Source

Biotinylated Human CD16a (V176) Protein, Avitag,His Tag(CDA-H82E9) is expressed from human 293 cells (HEK293). It contains AA Gly 17 - Gln 208 (Accession # [P08637-1](#) (F176V)).

Predicted N-terminus: Gly 17

Molecular Characterization



This protein carries an Avi tag (Avitag™) at the C-terminus, followed by a polyhistidine tag.

The protein has a calculated MW of 25.5 kDa. The protein migrates as 36-55 kDa when calibrated against [Star Ribbon Pre-stained Protein Marker](#) under reducing (R) condition (SDS-PAGE) due to glycosylation.

Labeling

Biotinylation of this product is performed using Avitag™ technology. Briefly, the single lysine residue in the Avitag is enzymatically labeled with biotin.

Protein Ratio

Passed as determined by the HABA assay / binding ELISA.

Endotoxin

Less than 1.0 EU per µg by the LAL method.

Purity

>90% as determined by SDS-PAGE.

>90% as determined by SEC-HPLC.

Formulation

Lyophilized from 0.22 µm filtered solution in PBS, pH7.4 with trehalose as protectant.

Contact us for customized product form or formulation.

Reconstitution

Please see Certificate of Analysis for specific instructions.

For best performance, we strongly recommend you to follow the reconstitution protocol provided in the CoA.

Storage

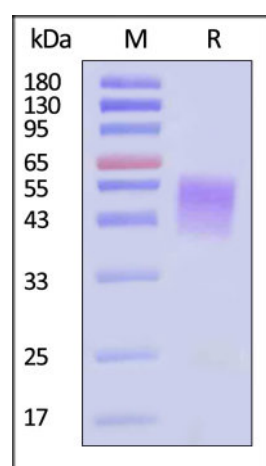
For long term storage, the product should be stored at lyophilized state at -20°C or lower.

Please avoid repeated freeze-thaw cycles.

This product is stable after storage at:

- -20°C to -70°C for 12 months in lyophilized state;
- -70°C for 12 months under sterile conditions after reconstitution.

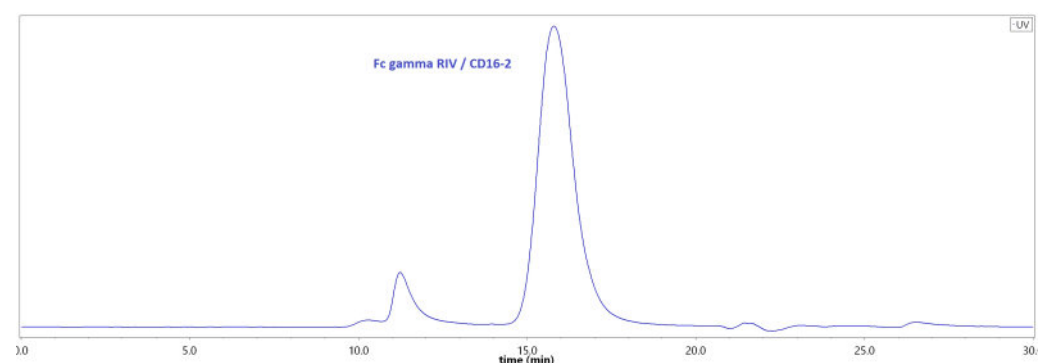
SDS-PAGE



Biotinylated Human CD16a (V176) Protein, Avitag,His Tag on SDS-PAGE under reducing (R) condition. The gel was stained with Coomassie Blue. The purity of the protein is greater than 90% (With [Star Ribbon Pre-stained Protein Marker](#)).

Bioactivity-SPR

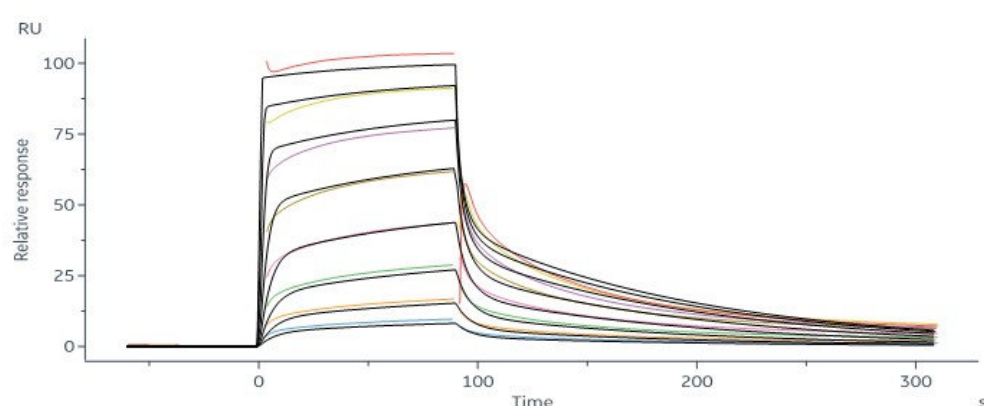
SEC-HPLC



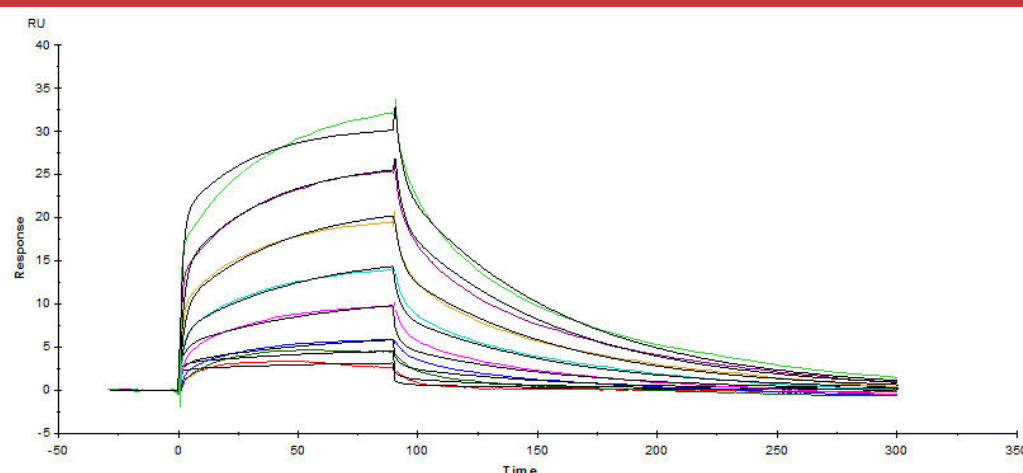
The purity of Biotinylated Human CD16a (V176) Protein, Avitag,His Tag (Cat. No. CDA-H82E9) was greater than 90% as determined by SEC-HPLC.

Discounts, Gifts,
and more!



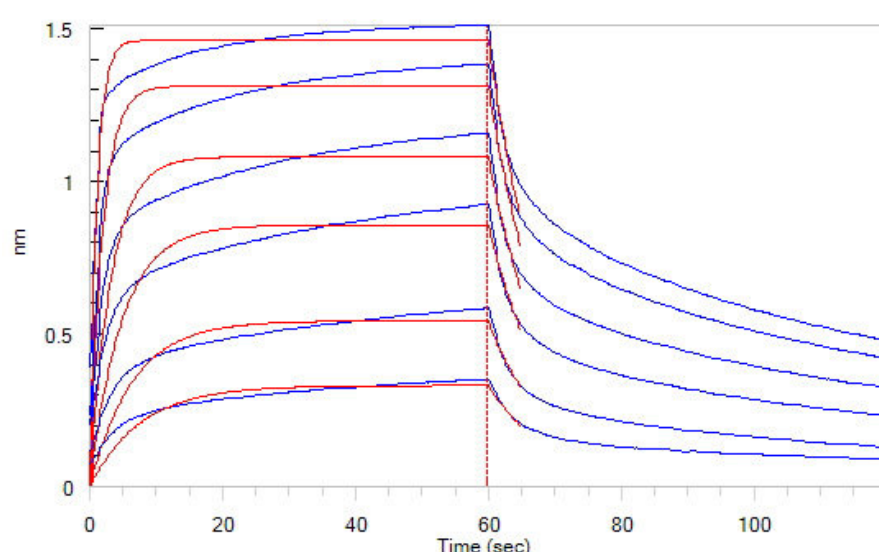


Biotinylated Human CD16a (V176), Avitag, His Tag (SPR & BLI verified) (Cat. No. CDA-H82E9) captured on Biotin CAP- Series S Sensor Chip can bind Rituximab biosimilar (Cat. No. CD0-M36) with an affinity constant of $0.367\mu\text{M}$ as determined in a SPR assay (Biacore 8K) (QC tested).



Immobilized Biotinylated Human CD16a (V176), Avitag, His Tag (SPR & BLI verified) (Cat. No. CDA-H82E9) on SA Chip can bind Rituximab with an affinity constant of $0.3\mu\text{M}$ as determined in a SPR assay (Biacore T200) (Routinely tested).

Bioactivity-BLI



Loaded Biotinylated Human CD16a (V176), Avitag, His Tag (SPR & BLI verified) (Cat. No. CDA-H82E9) on SA Biosensor, can bind Rituximab with an affinity constant of $0.316\mu\text{M}$ as determined in BLI assay (ForteBio Octet Red96e) (Routinely tested).

Background

CD16 is a low affinity Fc receptor, and has been identified as Fc receptors FcγRIIIa (CD16a) and FcγRIIIb (CD16b). These receptors bind to the Fc portion of IgG antibodies. CD16 encoded by two different highly homologous genes in a cell type-specific manner. CD16 is found on the surface of natural killer cells, neutrophil polymorphonuclear leukocytes, monocytes and macrophages.

CD16a antigen is also known as Low affinity immunoglobulin gamma Fc region receptor III-A, Fc-gamma RIII-alpha. CD16b is a low-affinity, GPI-linked receptor expressed by neutrophils and eosinophils, whereas CD16a is an intermediate affinity polypeptide-anchored transmembrane glycoprotein expressed natural killer cells, macrophages, subpopulation of T-cells, immature thymocytes and placental trophoblasts. CD16a is involved in phagocytosis, secretion of enzymes and inflammatory mediators, antibody dependent cytotoxicity and clearance of immune complexes. Aberrant expression or mutations of CD16a is implicated in susceptibility to recurrent viral infections, systemic lupus erythematosus, and alloimmune neonatal neutropenia.

Clinical and Translational Updates

Discounts, Gifts,
and more!

