

# Biotinylated Mouse EGF R Protein, Fc,Avitag™ (MALS verified)

Catalog # EGR-M82F3



BIOSYSTEMS  
**Acro**

## Synonym

EGFR,ERBB,ERBB1,HER1,PIG61,mENA

## Source

Biotinylated Mouse EGF R Protein, Fc,Avitag(EGR-M82F3) is expressed from human 293 cells (HEK293). It contains AA Leu 25 - Ser 647 (Accession # [Q01279-1](#)).

Predicted N-terminus: Leu 25

## Molecular Characterization

EGF R(Leu 25 - Ser 647) Q01279-1	Fc(Pro 100 - Lys 330) P01857	Avi
-------------------------------------	---------------------------------	-----

This protein carries a human IgG1 Fc tag at the C-terminus, followed by an Avi tag (Avitag™).

The protein has a calculated MW of 97.4 kDa. The protein migrates as 130-150 kDa when calibrated against [Star Ribbon Pre-stained Protein Marker](#) under reducing (R) condition (SDS-PAGE) due to glycosylation.

## Labeling

*Biotinylation of this product is performed using Avitag™ technology. Briefly, the single lysine residue in the Avitag is enzymatically labeled with biotin.*

## Protein Ratio

Passed as determined by the HABA assay / binding ELISA.

## Endotoxin

Less than 1.0 EU per µg by the LAL method.

## Purity

>90% as determined by SDS-PAGE.

## Formulation

Lyophilized from 0.22 µm filtered solution in 50 mM Tris, 100 mM Glycine, 25 mM Arginine, 150 mM NaCl, pH7.5 with trehalose as protectant.

Contact us for customized product form or formulation.

## Reconstitution

Please see Certificate of Analysis for specific instructions.

*For best performance, we strongly recommend you to follow the reconstitution protocol provided in the CoA.*

## Storage

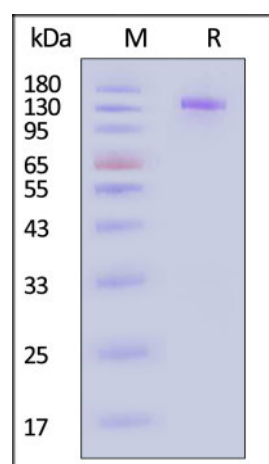
For long term storage, the product should be stored at lyophilized state at -20°C or lower.

*Please avoid repeated freeze-thaw cycles.*

This product is stable after storage at:

- -20°C to -70°C for 12 months in lyophilized state;
- -70°C for 3 months under sterile conditions after reconstitution.

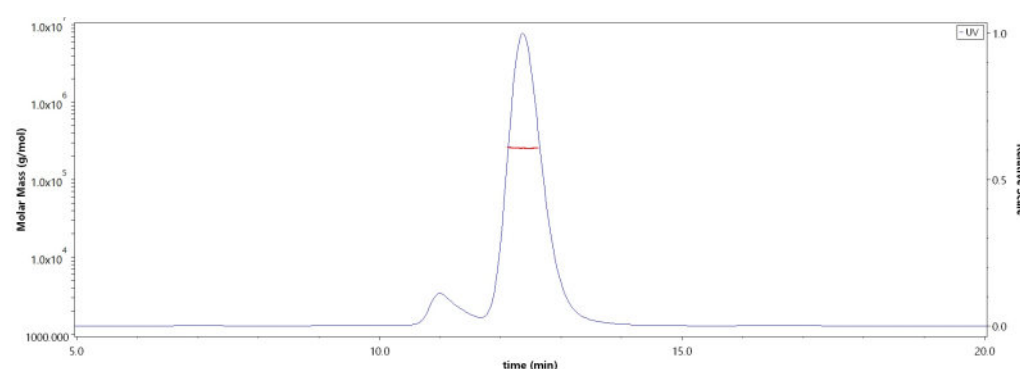
## SDS-PAGE



Biotinylated Mouse EGF R Protein, Fc,Avitag on SDS-PAGE under reducing (R) condition. The gel was stained with Coomassie Blue. The purity of the protein is greater than 90% (With [Star Ribbon Pre-stained Protein Marker](#)).

## Bioactivity-ELISA

## SEC-MALS

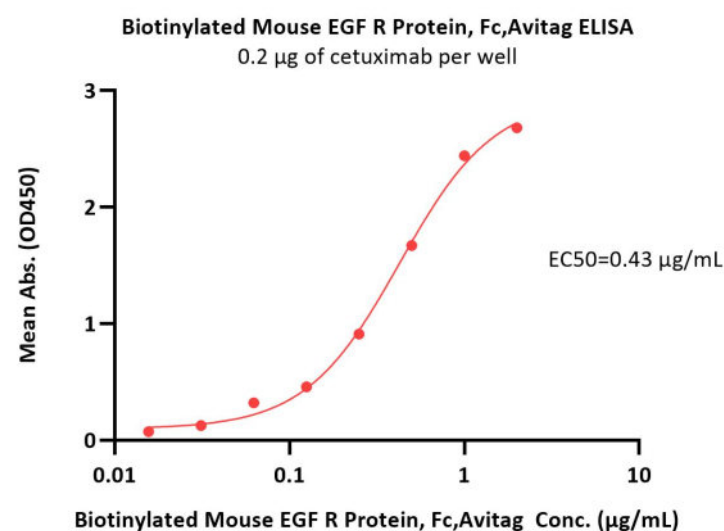
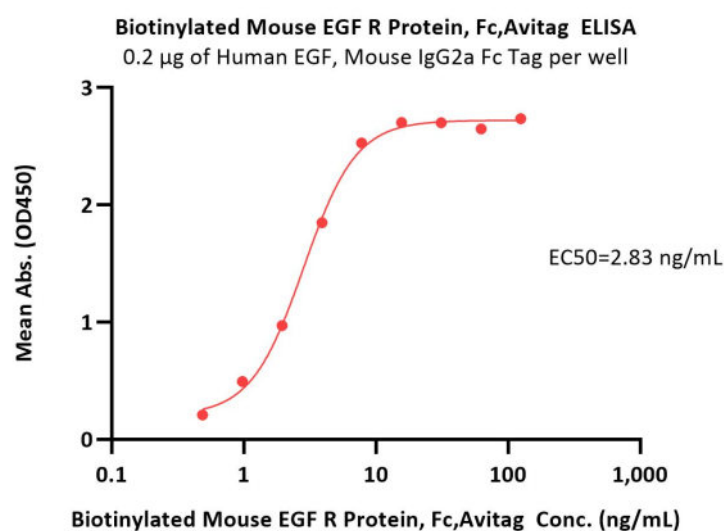


The purity of Biotinylated Mouse EGF R Protein, Fc,Avitag (Cat. No. EGR-M82F3) is more than 85% and the molecular weight of this protein is around 240-280 kDa verified by SEC-MALS.

[Report](#)

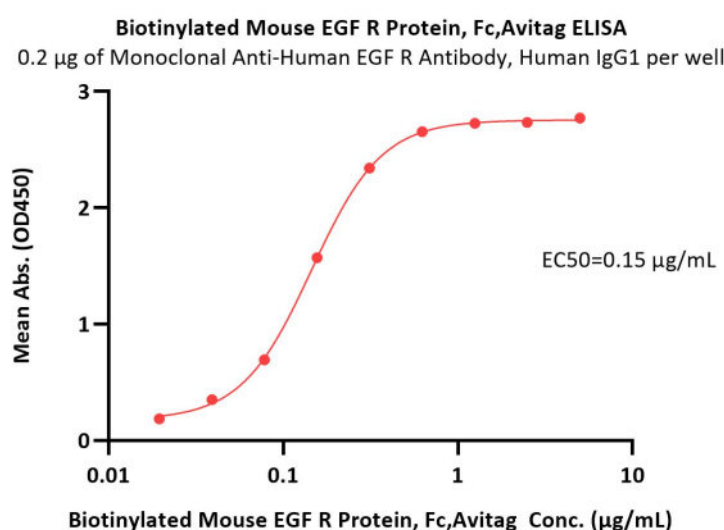
Discounts, Gifts,  
and more!





Immobilized Human EGF, Mouse IgG2a Fc Tag (Cat. No. EGF-H525b) at 2 µg/mL (100 µL/well) can bind Biotinylated Mouse EGF R Protein, Fc,Avitag (Cat. No. EGR-M82F3) with a linear range of 0.5-4 ng/mL (QC tested).

Immobilized cetuximab at 2 µg/mL (100 µL/well) can bind Biotinylated Mouse EGF R Protein, Fc,Avitag (Cat. No. EGR-M82F3) with a linear range of 0.016-1 µg/mL (Routinely tested).



Immobilized Monoclonal Anti-Human EGF R Antibody, Human IgG1 (Cat. No. EGR-M1201) at 2 µg/mL (100 µL/well) can bind Biotinylated Mouse EGF R Protein, Fc,Avitag (Cat. No. EGR-M82F3) with a linear range of 0.02-0.313 µg/mL (Routinely tested).

**Background**

The epidermal growth factor receptor (EGFR; ErbB-1; HER1 in humans) is the cell-surface receptor for members of the epidermal growth factor family (EGF-family) of extracellular protein ligands. The epidermal growth factor receptor is a member of the ErbB family of receptors, a subfamily of four closely related receptor tyrosine kinases: EGFR (ErbB-1), HER2/c-neu (ErbB-2), Her 3 (ErbB-3) and Her 4 (ErbB-4). Mutations affecting EGFR expression or activity could result in cancer.

**Clinical and Translational Updates**

