

# HSV-2 (strain 333) Envelope Glycoprotein D (gD), His Tag (MALS verified)

Catalog # GLD-V52H4



BIOSYSTEMS  
**Acro**  
Surprise Inside!

## Source

HSV-2 (strain 333) Envelope Glycoprotein D (gD), His Tag (GLD-V52H4) is expressed from human 293 cells (HEK293). It contains AA Lys 26 - Tyr 310 (Accession # [P03172-1](#)).

Predicted N-terminus: Lys 26

## Molecular Characterization

gD(Lys 26 - Tyr 310)  
P03172-1 Poly-his

This protein carries a polyhistidine tag at the C-terminus.

The protein has a calculated MW of 33.7 kDa. The protein migrates as 44-47 kDa under reducing (R) condition (SDS-PAGE) due to glycosylation.

## Endotoxin

Less than 1.0 EU per µg by the LAL method.

## Purity

>95% as determined by SDS-PAGE.

>90% as determined by SEC-MALS.

## Formulation

Lyophilized from 0.22 µm filtered solution in PBS, pH7.4 with trehalose as protectant.

Contact us for customized product form or formulation.

## Reconstitution

Please see Certificate of Analysis for specific instructions.

*For best performance, we strongly recommend you to follow the reconstitution protocol provided in the CoA.*

## Storage


For long term storage, the product should be stored at lyophilized state at -20°C or lower.

*Please avoid repeated freeze-thaw cycles.*

This product is stable after storage at:

- -20°C to -70°C for 12 months in lyophilized state;
- -70°C for 3 months under sterile conditions after reconstitution.

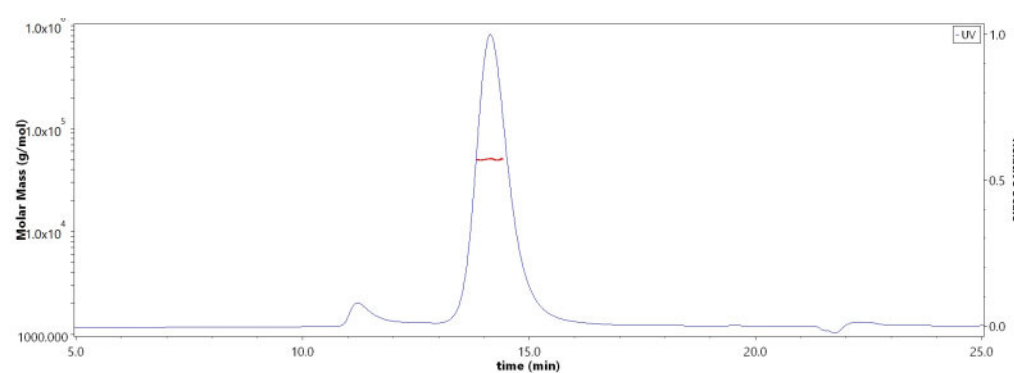
## SDS-PAGE



HSV-2 (strain 333) Envelope Glycoprotein D (gD), His Tag on SDS-PAGE under reducing (R) condition. The gel was stained with Coomassie Blue. The purity of the protein is greater than 95%.

## Bioactivity-ELISA

## SEC-MALS



The purity of HSV-2 (strain 333) Envelope Glycoprotein D (gD), His Tag (Cat. No. GLD-V52H4) is more than 90% and the molecular weight of this protein is around 40-55 kDa verified by SEC-MALS.

[Report](#)

Discounts, Gifts,  
and more!



➤ [www.acrobiosystems.com](http://www.acrobiosystems.com)

11/8/2024

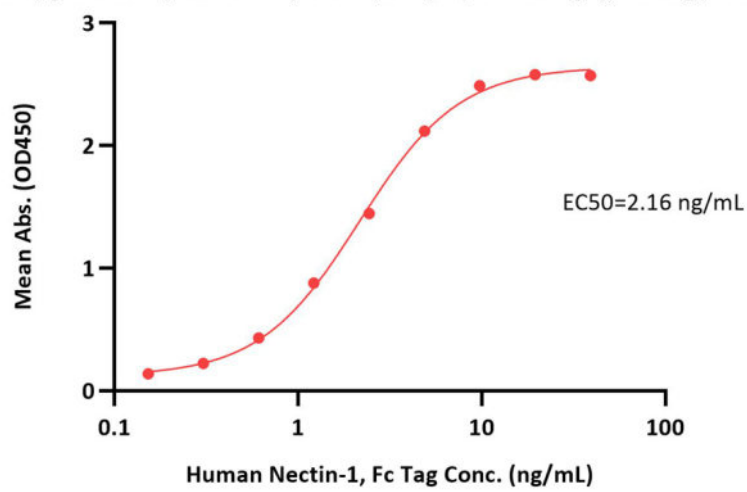
# HSV-2 (strain 333) Envelope Glycoprotein D (gD), His Tag (MALS verified)

Catalog # GLD-V52H4



BIOSYSTEMS  
**Acro**

HSV-2 (strain HG52) Envelope Glycoprotein D (gD), His Tag ELISA  
0.5 µg of HSV-2 (strain HG52) Envelope Glycoprotein D (gD), His Tag per well



Immobilized HSV-2 (strain 333) Envelope Glycoprotein D (gD), His Tag (Cat. No. GLD-V52H4) at 5 µg/mL (100 µL/well) can bind Human Nectin-1, Fc Tag (Cat. No. PV1-H5253) with a linear range of 0.2-5 ng/mL (QC tested).

## Background

Herpesvirus infections are widely spread throughout the world population. Herpes simplex virus (HSV) belongs to the  $\alpha$ -herpesvirus subfamily. There are two main types of HSV, HSV-1 and HSV-2, which infect humans. HSV-2 mainly causes genital lesions, whereas HSV-1 is involved in both oral and genital infections. Glycoprotein D (gD) is a structural component of the herpes simplex virus type 1 (HSV-1) envelope which is essential for virus entry and fusion with host cells. gD plays an important role by binding to the host receptors such as herpes virus entry mediator (HVEM) and nectin-1, a member of the immunoglobulin (Ig)-like cell adhesion molecules.

## Clinical and Translational Updates

Discounts, Gifts,  
and more!



[www.acrobiosystems.com](http://www.acrobiosystems.com)

11/8/2024