



### Source

Monoclonal Anti-Influenza A (A/Hong Kong/483/1997) HA (H5N1) Antibody, Human IgG1 (1A4) is a chimeric monoclonal antibody recombinantly expressed from HEK293, which combines the variable region of a mouse monoclonal antibody with Human constant domain.

### Clone

1A4

### Species

Mouse

### Isotype

Human IgG1 | Human Kappa

### Conjugate

Unconjugated

### Antibody Type

Recombinant Monoclonal

### Reactivity

Virus

### Immunogen

Recombinant Influenza A [A/Hong Kong/483/97 (H5N1)] HA is expressed from human 293 cells.

### Specificity

Specifically recognizes Influenza A [A/Hong Kong/483/97 (H5N1)] Hemagglutinin (HA) Protein.

### Application

Application	Recommended Usage
Western Blot	2-0.1 ug/mL
ELISA	0.1-63 ng/mL

### Cross Verification

This product No cross-reactivity in ELISA with  
Influenza A [A/Darwin/6/2021 (H3N2)] HA Protein, His Tag (Cat. No. HA2-V52H5).  
Influenza A [A/Darwin/9/2021 (H3N2)] HA Protein, His Tag (Cat. No. HA2-V52H6).  
Influenza A (A/Shanghai/02/2013(H7N9)) Hemagglutinin (HA) Protein, His Tag (Cat. No. HA9-V52H3).  
Influenza B [Austria/1359417/2021 (B/Victoria lineage)] Hemagglutinin (HA) Protein, His Tag (Cat. No. HAE-V52H3).

### Purity

>95% as determined by SDS-PAGE.  
>90% as determined by SEC-MALS.

### Purification

Protein A purified/ Protein G purified

### Formulation

Lyophilized from 0.22 µm filtered solution in PBS, pH7.4 with trehalose as protectant.

Contact us for customized product form or formulation.

### Reconstitution

Please see Certificate of Analysis for specific instructions.

*For best performance, we strongly recommend you to follow the reconstitution protocol provided in the CoA.*

### Storage

For long term storage, the product should be stored at lyophilized state at -20°C or lower.

*Please avoid repeated freeze-thaw cycles.*

This product is stable after storage at:

- -20°C to -70°C for 12 months in lyophilized state;
- -70°C for 3 months under sterile conditions after reconstitution.

**Discounts, Gifts,  
and more!**



# Monoclonal Anti-Influenza A (A/Hong Kong/483/1997) HA (H5N1) Antibody, Human IgG1 (1A4) (MALS verified)




Catalog # HA1-MY2026

Influenza B [Phuket/3073/2013 (B/Yamagata lineage)] HA Protein, His Tag (Cat. No. HAE-V52H4).

Influenza A [A/Bangkok/1/1979 (H3N2)] HA, His Tag (Cat. No. HA2-V52H3).

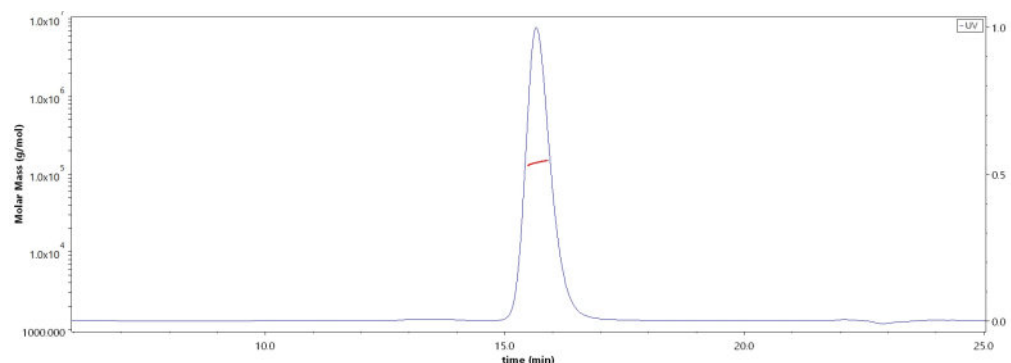
Influenza A Virus HA (H3N2) Protein, His Tag (Cat. No. H32-V52H3).

## SDS-PAGE



Monoclonal Anti-Influenza A (A/Hong Kong/483/1997) HA (H5N1) Antibody, Human IgG1 (1A4) on SDS-PAGE under reducing (R) condition. The gel was stained with Coomassie Blue. The purity of the protein is greater than 95% (With [Star Ribbon Pre-stained Protein Marker](#)).

## SEC-MALS

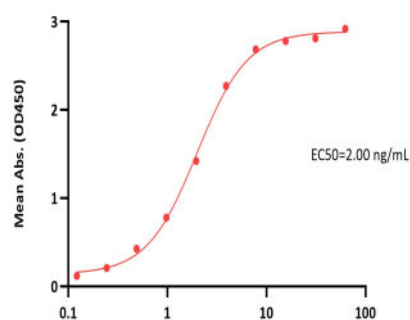


The purity of Monoclonal Anti-Influenza A (A/Hong Kong/483/1997) HA (H5N1) Antibody, Human IgG1 (1A4) (Cat. No. HA1-MY2026) is more than 90% and the molecular weight of this protein is around 135-160 kDa verified by SEC-MALS.

[Report](#)

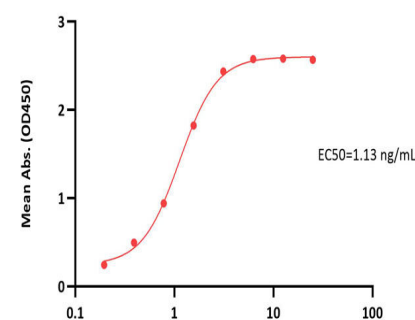
## Bioactivity-ELISA

Monoclonal Anti-Influenza A (A/Hong Kong/483/1997) HA (H5N1) Antibody, Human IgG1 (1A4) ELISA  
0.1 µg of Influenza A [A/Hong Kong/483/97 (H5N1)] HA, His Tag per well



Monoclonal Anti-Influenza A (A/Hong Kong/483/1997) HA (H5N1) Antibody, Human IgG1 (1A4) Conc. (ng/mL)

Monoclonal Anti-Influenza A (A/Hong Kong/483/1997) HA (H5N1) Antibody, Human IgG1 (1A4) ELISA  
0.1 µg of Influenza A [Victoria/4897/2022] Hemagglutinin (HA) Protein, His Tag per well

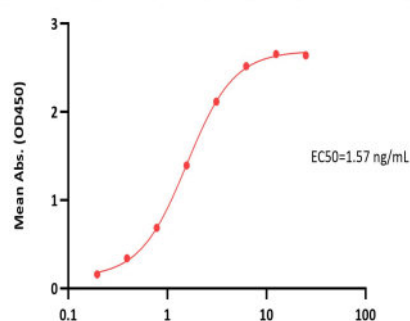


Monoclonal Anti-Influenza A (A/Hong Kong/483/1997) HA (H5N1) Antibody, Human IgG1 (1A4) Conc. (ng/mL)

Immobilized Influenza A [A/Hong Kong/483/97 (H5N1)] HA, His Tag (Cat. No. HA1-V5229) at 1 µg/mL (100 µL/well) can bind Monoclonal Anti-Influenza A (A/Hong Kong/483/1997) HA (H5N1) Antibody, Human IgG1 (1A4) (Cat. No. HA1-MY2026) with a linear range of 0.1-4 ng/mL (QC tested).

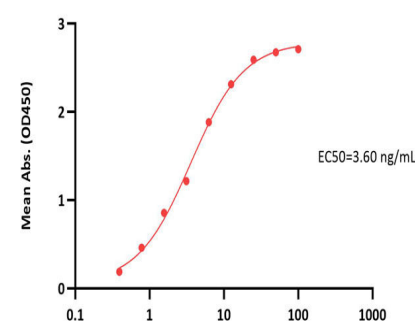
Immobilized Influenza A [Victoria/4897/2022] Hemagglutinin (HA) Protein, His Tag (Cat. No. HA1-V52H8) at 1 µg/mL (100 µL/well) can bind Monoclonal Anti-Influenza A (A/Hong Kong/483/1997) HA (H5N1) Antibody, Human IgG1 (1A4) (Cat. No. HA1-MY2026) with a linear range of 0.2-3 ng/mL (Routinely tested).

Monoclonal Anti-Influenza A (A/Hong Kong/483/1997) HA (H5N1) Antibody, Human IgG1 (1A4) ELISA  
0.1 µg of Influenza A [Wisconsin/67/2022] Hemagglutinin (HA) Protein, His Tag per well



Monoclonal Anti-Influenza A (A/Hong Kong/483/1997) HA (H5N1) Antibody, Human IgG1 (1A4) Conc. (ng/mL)

Monoclonal Anti-Influenza A (A/Hong Kong/483/1997) HA (H5N1) Antibody, Human IgG1 (1A4) ELISA  
0.1 µg of Influenza A [A/Victoria/2570/2019] Hemagglutinin (HA) Protein, His Tag per well



Monoclonal Anti-Influenza A (A/Hong Kong/483/1997) HA (H5N1) Antibody, Human IgG1 (1A4) Conc. (ng/mL)

Immobilized Influenza A [Wisconsin/67/2022] Hemagglutinin (HA) Protein, His Tag (Cat. No. HA1-V52H7) at 1 µg/mL (100 µL/well) can bind

Immobilized Influenza A [A/Victoria/2570/2019] Hemagglutinin (HA) Protein, His Tag (Cat. No. HA1-V52H6) at 1 µg/mL (100 µL/well) can bind

Discounts, Gifts,  
and more!

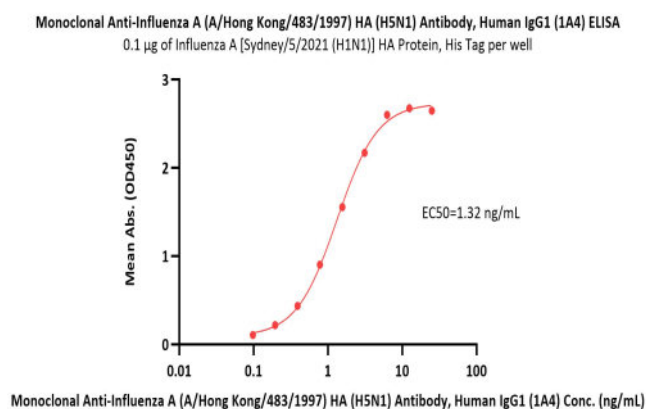


# Monoclonal Anti-Influenza A (A/Hong Kong/483/1997) HA (H5N1) Antibody, Human IgG1 (1A4) (MALS verified)

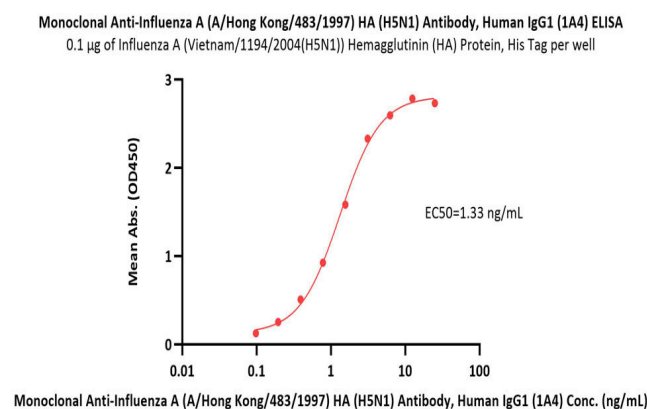


Catalog # HA1-MY2026

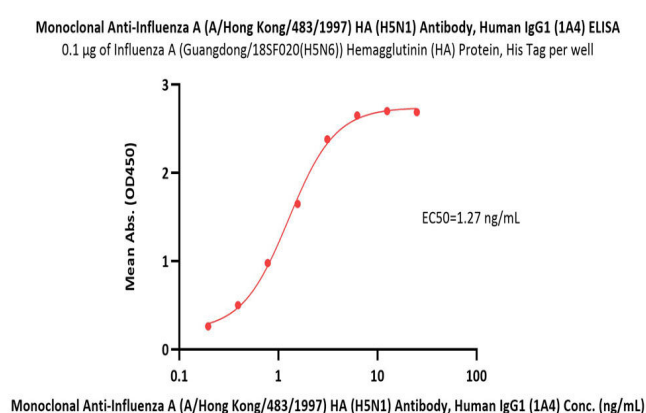
Monoclonal Anti-Influenza A (A/Hong Kong/483/1997) HA (H5N1) Antibody, Human IgG1 (1A4) (Cat. No. HA1-MY2026) with a linear range of 0.2-3 ng/mL (Routinely tested).



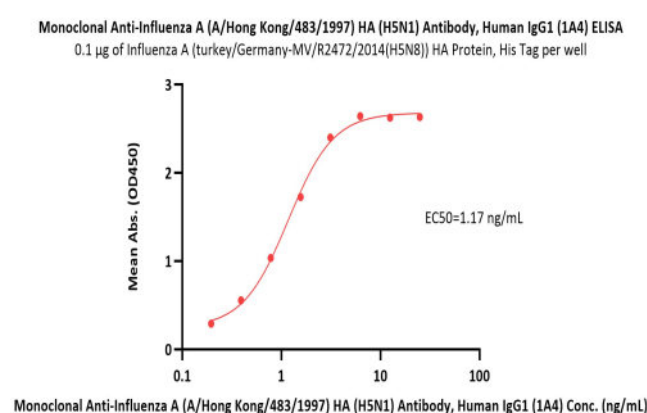
Monoclonal Anti-Influenza A (A/Hong Kong/483/1997) HA (H5N1) Antibody, Human IgG1 (1A4) (Cat. No. HA1-MY2026) with a linear range of 0.4-13 ng/mL (Routinely tested).



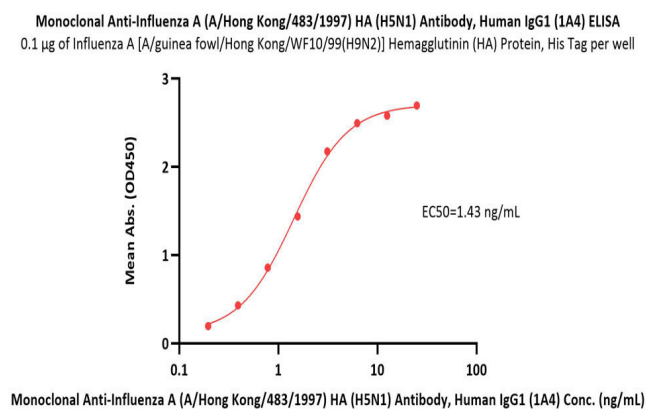
Immobilized Influenza A [Sydney/5/2021 (H1N1)] HA Protein, His Tag (Cat. No. HA1-V52H4) at 1 µg/mL (100 µL/well) can bind Monoclonal Anti-Influenza A (A/Hong Kong/483/1997) HA (H5N1) Antibody, Human IgG1 (1A4) (Cat. No. HA1-MY2026) with a linear range of 0.1-3 ng/mL (Routinely tested).



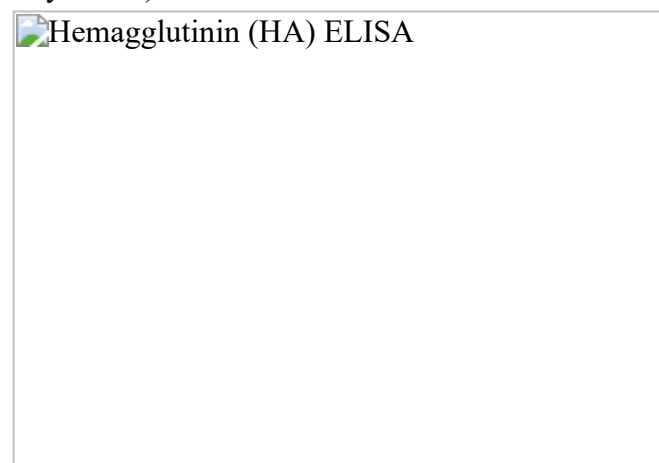
Immobilized Influenza A (Vietnam/1194/2004(H5N1)) Hemagglutinin (HA) Protein, His Tag (Cat. No. HA1-V52H9) at 1 µg/mL (100 µL/well) can bind Monoclonal Anti-Influenza A (A/Hong Kong/483/1997) HA (H5N1) Antibody, Human IgG1 (1A4) (Cat. No. HA1-MY2026) with a linear range of 0.1-3 ng/mL (Routinely tested).



Immobilized Influenza A (Guangdong/18SF020(H5N6)) Hemagglutinin (HA) Protein, His Tag (Cat. No. HA6-V52H3) at 1 µg/mL (100 µL/well) can bind Monoclonal Anti-Influenza A (A/Hong Kong/483/1997) HA (H5N1) Antibody, Human IgG1 (1A4) (Cat. No. HA1-MY2026) with a linear range of 0.2-3 ng/mL (Routinely tested).



Immobilized Influenza A (turkey/Germany-MV/R2472/2014(H5N8)) HA Protein, His Tag (Cat. No. HA8-V52H3) at 1 µg/mL (100 µL/well) can bind Monoclonal Anti-Influenza A (A/Hong Kong/483/1997) HA (H5N1) Antibody, Human IgG1 (1A4) (Cat. No. HA1-MY2026) with a linear range of 0.2-3 ng/mL (Routinely tested).



Immobilized Influenza A [A/guinea fowl/Hong Kong/WF10/99(H9N2)] Hemagglutinin (HA) Protein, His Tag (Cat. No. HA2-V52H7) at 1 µg/mL (100 µL/well) can bind Monoclonal Anti-Influenza A (A/Hong Kong/483/1997) HA (H5N1) Antibody, Human IgG1 (1A4) (Cat. No. HA1-MY2026) with a linear range of 0.2-3 ng/mL (Routinely tested).

Immobilized Influenza A [A/Wisconsin/588/2019 (H1N1)] HA, His Tag (Cat. No. HA1-V52H3) at 1 µg/mL (100 µL/well) can bind Monoclonal Anti-Influenza A (A/Hong Kong/483/1997) HA (H5N1) Antibody, Human IgG1 (1A4) (Cat. No. HA1-MY2026) with a linear range of 0.2-3 ng/mL (Routinely tested).

## Western Blot

Discounts, Gifts, and more!

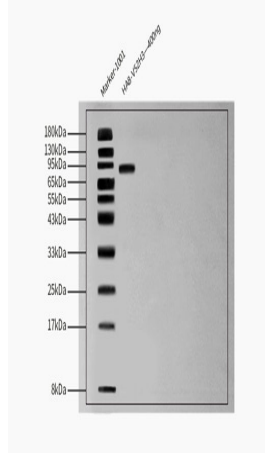


# Monoclonal Anti-Influenza A (A/Hong Kong/483/1997) HA (H5N1) Antibody, Human IgG1 (1A4) (MALS verified)

Catalog # HA1-MY2026



BIOSYSTEMS  
**Acro**



Detection of monoclonal Anti-Influenza A HA(H5N1), Influenza A (A/Hong Kong/483/1997) antibody-1A4, Human IgG1 | Human Kappa, HEK by Western Blot. monoclonal Anti-Influenza A HA(H5N1), Influenza A (A/Hong Kong/483/1997) antibody-1A4, Human IgG1 | Human Kappa, HEK at 0.1ug/ml dilution + Influenza A (turkey/Germany-MV/R2472/2014(H5N8)) HA Protein, His Tag (MALS verified), His Tag at 400ng.

Secondary Antibody: (HFC)-HRP Goat Anti-Human IgG, Fcγ fragment specific (min X Bov, Hrs, Ms Sr Prot) at 1/2000 dilution.

Predicted band size: 80 kDa 12% Bis-Tris Protein Gel.

## Background

Influenza, commonly known as 'the flu', is an infectious disease of birds and mammals caused by RNA viruses of the family Orthomyxoviridae, the influenza viruses. The virus is divided into three main types (Influenzavirus A, Influenzavirus B, and Influenzavirus C), which are distinguished by differences in two major internal proteins (hemagglutinin (HA) and neuraminidase (NA)), which are the most important targets for the immune system. Hemagglutinin binds to the sialic acid-containing receptors on the surface of host cells during initial infection and at the end of an infectious cycle which makes it a great target for vaccine studies.

## Clinical and Translational Updates

Discounts, Gifts,  
and more!



» [www.acrobiosystems.com](http://www.acrobiosystems.com)

11/19/2024