

Synonym

HA1, Hemagglutinin 1

Source

Influenza A [A/guinea fowl/Hong Kong/WF10/99(H9N2)] HA1 Protein, His Tag(HA1-V52H5) is expressed from human 293 cells (HEK293). It contains AA Asp 19 - Arg 338 (Accession # [Q80KD9_9INFA](#)).
Predicted N-terminus: Asp 19

Molecular Characterization

HA1(Asp 19 - Arg 338)
Q80KD9_9INFA Poly-his

This protein carries a polyhistidine tag at the C-terminus

The protein has a calculated MW of 40.9 kDa. The protein migrates as 55-65 kDa under reducing (R) condition (SDS-PAGE) due to glycosylation.

Endotoxin

Less than 1.0 EU per µg by the LAL method.

Purity

>90% as determined by SDS-PAGE.

>90% as determined by SEC-MALS.

Formulation

Lyophilized from 0.22 µm filtered solution in PBS with trehalose as protectant.

Contact us for customized product form or formulation.

Reconstitution

Please see Certificate of Analysis for specific instructions.

For best performance, we strongly recommend you to follow the reconstitution protocol provided in the CoA.

Storage


For long term storage, the product should be stored at lyophilized state at -20°C or lower.

Please avoid repeated freeze-thaw cycles.

This product is stable after storage at:

- -20°C to -70°C for 12 months in lyophilized state;
- -70°C for 3 months under sterile conditions after reconstitution.

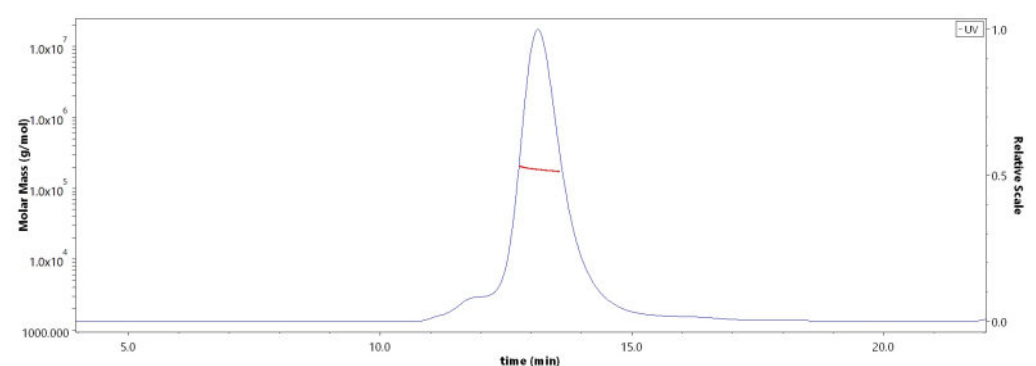
SDS-PAGE



Influenza A [A/guinea fowl/Hong Kong/WF10/99(H9N2)] HA1 Protein, His Tag on SDS-PAGE under reducing (R) condition. The gel was stained with Coomassie Blue. The purity of the protein is greater than 90%.

Bioactivity-ELISA

SEC-MALS



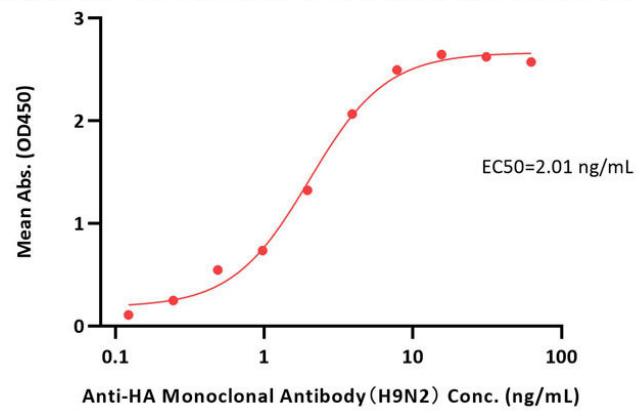
The purity of Influenza A [A/guinea fowl/Hong Kong/WF10/99(H9N2)] HA1 Protein, His Tag (Cat. No. HA1-V52H5) is more than 90% and the molecular weight of this protein is around 170-190 kDa verified by SEC-MALS.

[Report](#)

Influenza A [A/guinea fowl/Hong Kong/WF10/99(H9N2)] Hemagglutinin 1 (HA1) Protein, His Tag (MALS verified)

Catalog # HA1-V52H5

Influenza A [A/guinea fowl/Hong Kong/WF10/99(H9N2)] Hemagglutinin 1 (HA1) Protein, His Tag ELISA
0.1 µg of Influenza A [A/guinea fowl/Hong Kong/WF10/99(H9N2)] Hemagglutinin 1 (HA1) Protein, His Tag per well



Immobilized Influenza A [A/guinea fowl/Hong Kong/WF10/99(H9N2)] Hemagglutinin 1 (HA1) Protein, His Tag (Cat. No. HA1-V52H5) at 1 µg/mL (100 µL/well) can bind Anti-HA Monoclonal Antibody (H9N2) with a linear range of 0.1-4 ng/mL (QC tested).

Background

Neuraminidase (NA) and hemagglutinin (HA) are major membrane glycoproteins found on the surface of influenza virus. Hemagglutinin binds to the sialic acid-containing receptors on the surface of host cells during initial infection and at the end of an infectious cycle. Hemagglutinin also plays a major role in the determination of host range restriction and virulence. As a class I viral fusion protein, hemagglutinin is responsible for penetration of the virus into the cell cytoplasm by mediating the fusion of the membrane of the endocytosed virus particle with the endosomal membrane.

Clinical and Translational Updates

Please contact us via TechSupport@acrobiosystems.com if you have any question on this product.