

Synonym

IL5Ra,CD125

Source

Human IL-5 R alpha, Fc Tag(ILA-H5269) is expressed from human 293 cells (HEK293). It contains AA Asp 21 - Trp 342 (Accession # [Q01344-1](#)).

Predicted N-terminus: Pro

Molecular Characterization

Fc(Pro 100 - Lys 330) P01857	IL-5 R alpha(Asp 21 - Trp 342) Q01344-1
---------------------------------	--

This protein carries a human IgG1 Fc tag at the N-terminus

The protein has a calculated MW of 63.2 kDa. The protein migrates as 70-90 kDa under reducing (R) condition (SDS-PAGE) due to glycosylation.

Endotoxin

Less than 1.0 EU per µg by the LAL method.

Purity

>95% as determined by SDS-PAGE.

Formulation

Lyophilized from 0.22 µm filtered solution in PBS, pH7.4 with trehalose as protectant.

Contact us for customized product form or formulation.

Reconstitution

Please see Certificate of Analysis for specific instructions.

For best performance, we strongly recommend you to follow the reconstitution protocol provided in the CoA.


Storage

For long term storage, the product should be stored at lyophilized state at -20°C or lower.

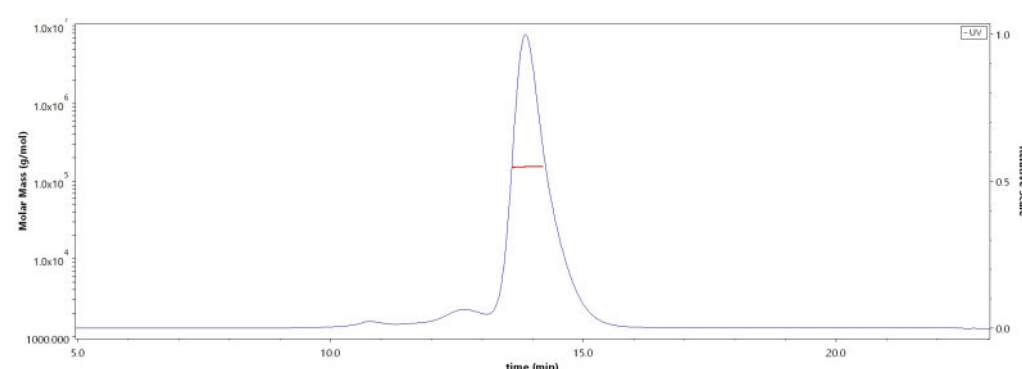
Please avoid repeated freeze-thaw cycles.

This product is stable after storage at:

- -20°C to -70°C for 12 months in lyophilized state;
- -70°C for 3 months under sterile conditions after reconstitution.

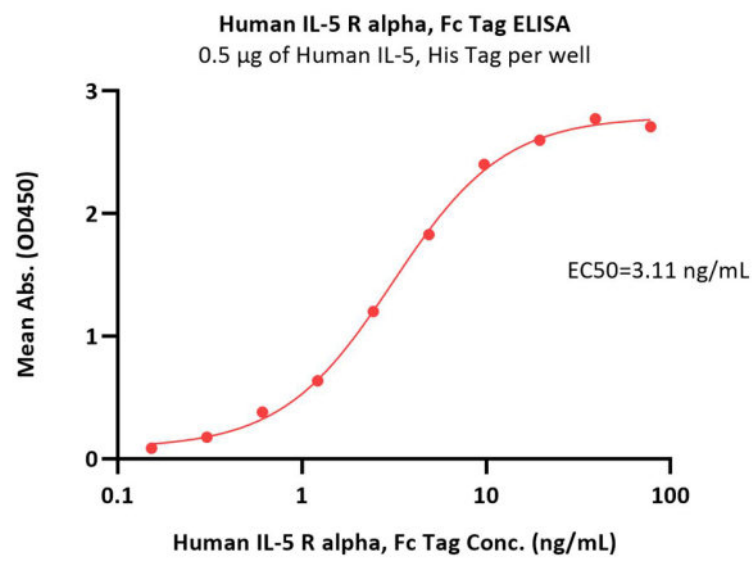
SDS-PAGE

Human IL-5 R alpha, Fc Tag on SDS-PAGE under reducing (R) condition. The gel was stained with Coomassie Blue. The purity of the protein is greater than 95%.

Bioactivity-ELISA**SEC-MALS**

The purity of Human IL-5 R alpha, Fc Tag (Cat. No. ILA-H5269) is more than 85% and the molecular weight of this protein is around 137-167 kDa verified by SEC-MALS.

[Report](#)



Immobilized Human IL-5, His Tag (Cat. No. IL5-H52H3) at 5 µg/mL (100 µL/well) can bind Human IL-5 R alpha, Fc Tag (Cat. No. ILA-H5269) with a linear range of 0.6-10 ng/mL (QC tested).

Background

Interleukin-5 receptor subunit alpha (IL5RA) is also known as IL-5 receptor subunit alpha, IL-5R subunit alpha and CD125, which is a single-pass type I membrane protein that belongs to the type I cytokine receptor family and type 5 subfamily. IL5R, a heterodimer of an alpha and a beta subunit, is expressed on eosinophils and basophils. IL5RA / CD125 is the receptor for interleukin-5 (IL5) and the alpha chain can bind to IL5. The WSXWS motif of IL5RA appears to be necessary for proper protein folding and thereby efficient intracellular transport and cell-surface receptor binding. The beta subunit of IL5R is common to the IL3, IL5 and GM-CSF receptors.

Clinical and Translational Updates

Please contact us via TechSupport@acrobiosystems.com if you have any question on this product.