



Synonym

IL-12 R beta 2,IL12RB2,IL-12RB2,IL-12R-beta-2

Source

Biotinylated Human IL-12 R beta 2 Protein, His,Avitag(ILB-H82E4) is expressed from human 293 cells (HEK293). It contains AA Lys 24 - Asn 622 (Accession # [Q99665-1](#)).

Predicted N-terminus: Lys 24

Molecular Characterization

IL-12RB2(Lys 24 - Asn 622)
Q99665-1 Poly-his Avi

This protein carries a polyhistidine tag at the C-terminus, followed by an Avi tag (Avitag™).

The protein has a calculated MW of 71.1 kDa. The protein migrates as 90-100 kDa when calibrated against [Star Ribbon Pre-stained Protein Marker](#) under reducing (R) condition (SDS-PAGE) due to glycosylation.

Labeling

Biotinylation of this product is performed using Avitag™ technology. Briefly, the single lysine residue in the Avitag is enzymatically labeled with biotin.

Protein Ratio

Passed as determined by the HABA assay / binding ELISA.

Endotoxin

Less than 1.0 EU per µg by the LAL method.

Purity

>90% as determined by SDS-PAGE.

Formulation

Lyophilized from 0.22 µm filtered solution in PBS, pH7.4 with trehalose as protectant.

Contact us for customized product form or formulation.

Reconstitution

Please see Certificate of Analysis for specific instructions.

For best performance, we strongly recommend you to follow the reconstitution protocol provided in the CoA.

Storage

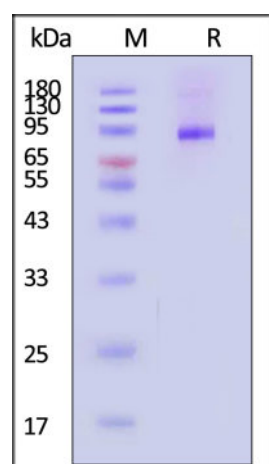
For long term storage, the product should be stored at lyophilized state at -20°C or lower.

Please avoid repeated freeze-thaw cycles.

This product is stable after storage at:

- -20°C to -70°C for 12 months in lyophilized state;
- -70°C for 3 months under sterile conditions after reconstitution.

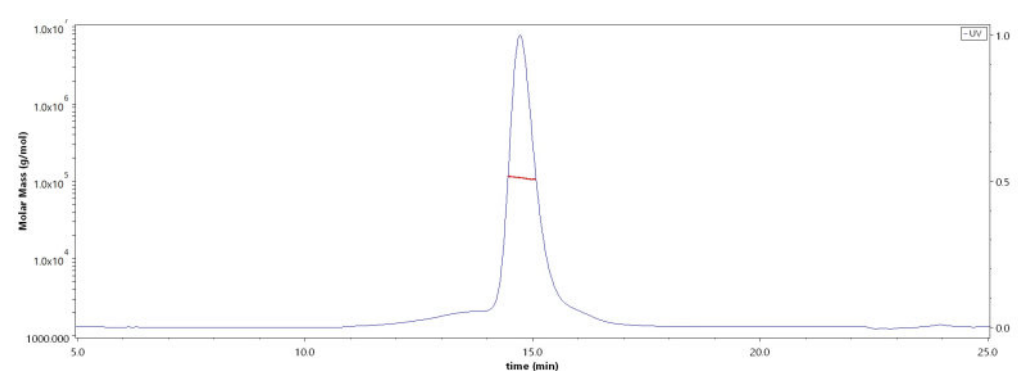
SDS-PAGE



Biotinylated Human IL-12 R beta 2 Protein, His,Avitag on SDS-PAGE under reducing (R) condition. The gel was stained with Coomassie Blue. The purity of the protein is greater than 90% (With [Star Ribbon Pre-stained Protein Marker](#)).

Bioactivity-ELISA

SEC-MALS



The purity of Biotinylated Human IL-12 R beta 2 Protein, His,Avitag (Cat. No. ILB-H82E4) is more than 85% and the molecular weight of this protein is around 85-115 kDa verified by SEC-MALS.

[Report](#)

Discounts, Gifts,
and more!

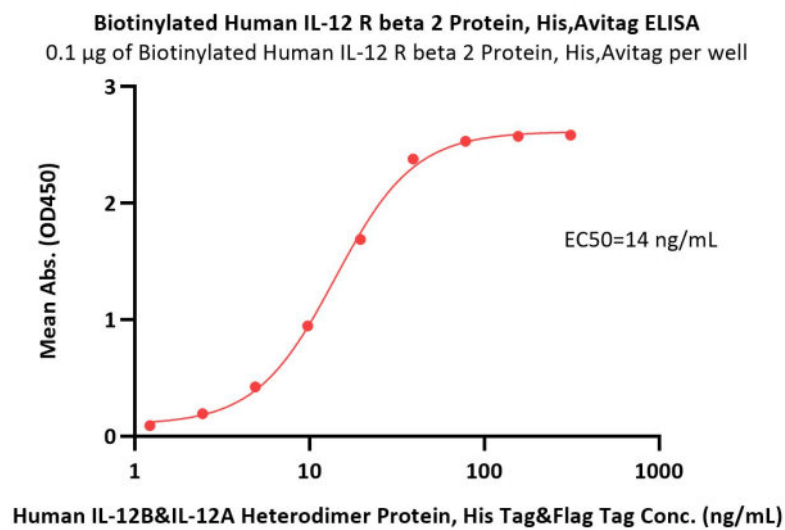


Biotinylated Human IL-12 R beta 2 Protein, His,Avitag™ (MALS verified)

Catalog # ILB-H82E4



BIOSYSTEMS
Acro



Immobilized Biotinylated Human IL-12 R beta 2 Protein, His,Avitag (Cat. No. ILB-H82E4) at 1 µg/mL (100 µL/well) on streptavidin (Cat. No. STN-N5116) precoated (0.5 µg/well) plate can bind Human IL-12B&IL-12A Heterodimer Protein, His Tag&Flag Tag (Cat. No. IL2-H4210) with a linear range of 1.2-20 ng/mL (QC tested).

Background

The human IL-12 R subunit is a member of the cytokine receptor superfamily and the functional high-affinity IL-12R is composed of at least two beta-type cytokine receptor subunits, each independently exhibiting a low affinity for IL-12. IL-12RB2 is the signaling component coupling to the JAK2/STAT4 pathway. Promotes the proliferation of T-cells as well as NK cells. Induces the promotion of T-cells towards the Th1 phenotype by strongly enhancing IFN-gamma production. IL-12B2 gene acts as tumor suppressor in human acute and chronic B-cell leukemias/lymphomas, IL-12R beta 2 directly restrains multiple myeloma cell growth, and targeting of IL-12 to tumor cells holds promise as new therapeutic strategy.

Clinical and Translational Updates

Please contact us via TechSupport@acrobiosystems.com if you have any question on this product.

Discounts, Gifts,
and more!



➤ www.acrobiosystems.com

1/30/2024