

**Synonym**

Integrin alpha 11 beta 1,ITGA11&ITGB1

**Source**

Canine ITGA11&ITGB1 Heterodimer Protein, His Tag&Tag Free(IT1-C52W9) is expressed from human 293 cells (HEK293). It contains AA Asp 21 - Pro 1142 (ITGA11) & Asp 23 - Asp 728 (ITGB1) (Accession # [A0A8I3S131-1](#) (ITGA11) & [A0A8C0PYR6-1](#) (ITGB1)).

Predicted N-terminus: Asp 21 (ITGA11) & Asp 23 (ITGB1)

**Molecular Characterization**

ITGA11 (Asp 21 - Pro 1142) A0A8I3S131-1	Acidic Tail	Poly-his
ITGB1 (Asp 23 - Asp 728) A0A8C0PYR6-1	Basic Tail	

Canine ITGA1&ITGB1 Heterodimer Protein, His Tag&Tag Free, produced by co-expression of ITGA1 and ITGB1, has a calculated MW of 132.6 kDa (ITGA11) and 83.2 kDa (ITGB1). Subunit ITGA1 is fused with an acidic tail at the C-terminus and followed by a polyhistidine tag and subunit ITGB1 contains no tag but a basic tail at the C-terminus.

**Endotoxin**

Less than 1.0 EU per µg by the LAL method.

**Purity**

>90% as determined by SDS-PAGE.

**Formulation**

Lyophilized from 0.22 µm filtered solution in 50 mM Tris,150 mM NaCl, pH7.5 with trehalose as protectant.

Contact us for customized product form or formulation.

**Reconstitution**

Please see Certificate of Analysis for specific instructions.

*For best performance, we strongly recommend you to follow the reconstitution protocol provided in the CoA.*

**Storage**

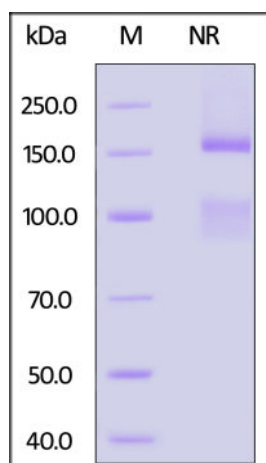
For long term storage, the product should be stored at lyophilized state at -20°C or lower.

*Please avoid repeated freeze-thaw cycles.*

This product is stable after storage at:

- -20°C to -70°C for 12 months in lyophilized state;
- -70°C for 3 months under sterile conditions after reconstitution.

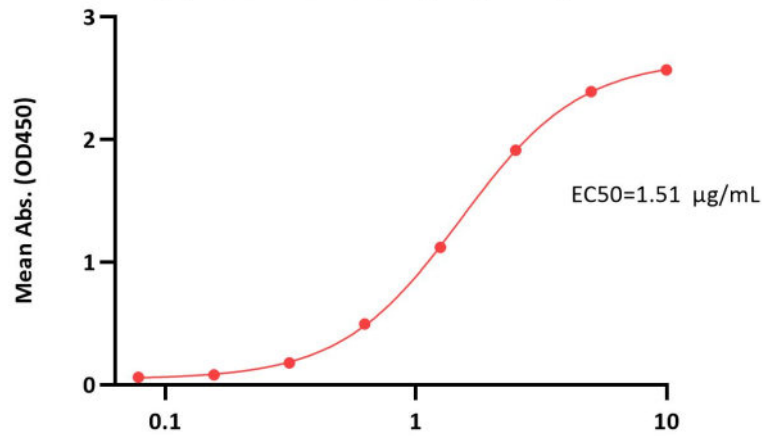
**SDS-PAGE**



Canine ITGA11&ITGB1 Heterodimer Protein, His Tag&Tag Free on SDS-PAGE under non-reducing (NR) condition. The gel was stained with Coomassie Blue. The purity of the protein is greater than 90%.

**Bioactivity-ELISA**

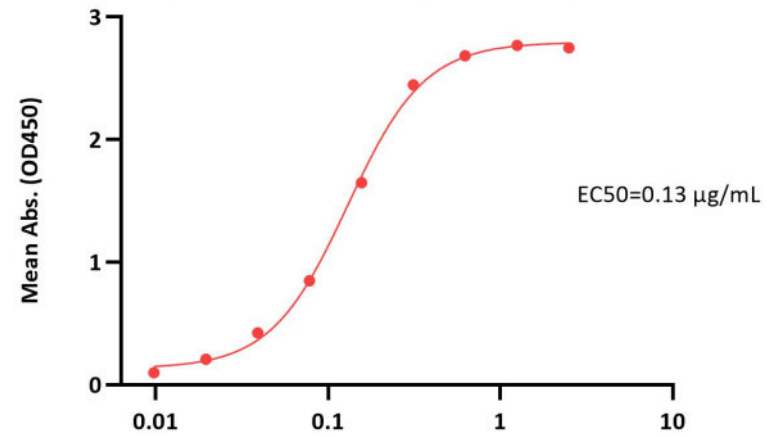
Canine ITGA11&ITGB1 Heterodimer Protein, His Tag&Tag Free ELISA  
1 µg of Native Human Collagen I protein per well



Canine ITGA11&ITGB1 Heterodimer Protein, His Tag&Tag Free Conc. (µg/mL)

Immobilized Native Human Collagen I protein at 10 µg/mL (100 µL/well) can bind Canine ITGA11&ITGB1 Heterodimer Protein, His Tag&Tag Free (Cat. No. IT1-C52W9) with a linear range of 0.078-5 µg/mL (QC tested).

Canine ITGA11&ITGB1 Heterodimer Protein, His Tag&Tag Free ELISA  
1 µg of Native Human Collagen IV Protein per well



Canine ITGA11&ITGB1 Heterodimer Protein, His Tag&Tag Free Conc. (µg/mL)

Immobilized Native Human Collagen IV Protein at 10 µg/mL (100 µL/well) can bind Canine ITGA11&ITGB1 Heterodimer Protein, His Tag&Tag Free (Cat. No. IT1-C52W9) with a linear range of 0.01-0.313 µg/mL (Routinely tested).

## Background

Integrin alpha 11 beta 1 is a receptor for collagen. The alpha11 cDNA encodes a mature protein with a large 1120-residue extracellular domain that contains an I-domain of 207 residues and is linked by a transmembrane domain to a short cytoplasmic domain of 24 amino acids. The deduced alpha11 protein shows the typical structural features of integrin alpha-subunits and is similar to a distinct group of alpha-subunits from collagen-binding integrins.

## Clinical and Translational Updates

Please contact us via [TechSupport@acrobiosystems.com](mailto:TechSupport@acrobiosystems.com) if you have any question on this product.