



Synonym

MAdCAM-1, MAdCAM1, Mucosal vascular addressin cell adhesion molecule 1 transcript variant 1

Source

Biotinylated Human MAdCAM-1, Fc Tag(MAM-H8251) is expressed from human 293 cells (HEK293). It contains AA Gln 19- Gln 333 (Accession # [Q4PKD0-1](#)).

Predicted N-terminus: Gln 19

Molecular Characterization

MAdCAM-1(Gln 19- Gln 333) Q4PKD0-1	Fc(Pro 100 - Lys 330) P01857	Avi
---------------------------------------	---------------------------------	-----

This protein carries a human IgG1 Fc tag at the C-terminus, followed by an Avi tag (Avitag™).

The protein has a calculated MW of 63 kDa. The protein migrates as 80-95 kDa under reducing (R) condition (SDS-PAGE) due to glycosylation.

Labeling

Biotinylation of this product is performed using Avitag™ technology. Briefly, the single lysine residue in the Avitag is enzymatically labeled with biotin.

Protein Ratio

Passed as determined by the HABA assay / binding ELISA.

Endotoxin

Less than 1.0 EU per µg by the LAL method.

Purity

>95% as determined by SDS-PAGE.

>95% as determined by SEC-MALS.

Formulation

Lyophilized from 0.22 µm filtered solution in PBS, pH7.4 with trehalose as protectant.

Contact us for customized product form or formulation.

Reconstitution

Please see Certificate of Analysis for specific instructions.

For best performance, we strongly recommend you to follow the reconstitution protocol provided in the CoA.

Storage


For long term storage, the product should be stored at lyophilized state at -20°C or lower.

Please avoid repeated freeze-thaw cycles.

This product is stable after storage at:

- -20°C to -70°C for 12 months in lyophilized state;
- -70°C for 3 months under sterile conditions after reconstitution.

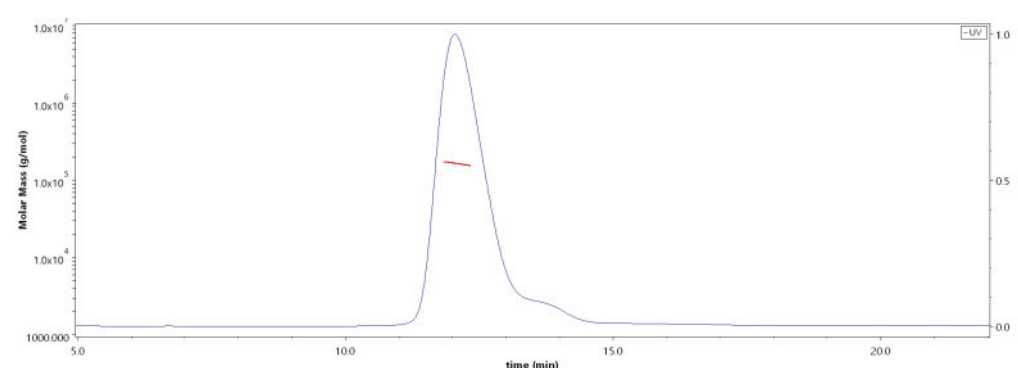
SDS-PAGE



Biotinylated Human MAdCAM-1, Fc Tag on SDS-PAGE under reducing (R) condition. The gel was stained with Coomassie Blue. The purity of the protein is greater than 95%.

Bioactivity-ELISA

SEC-MALS

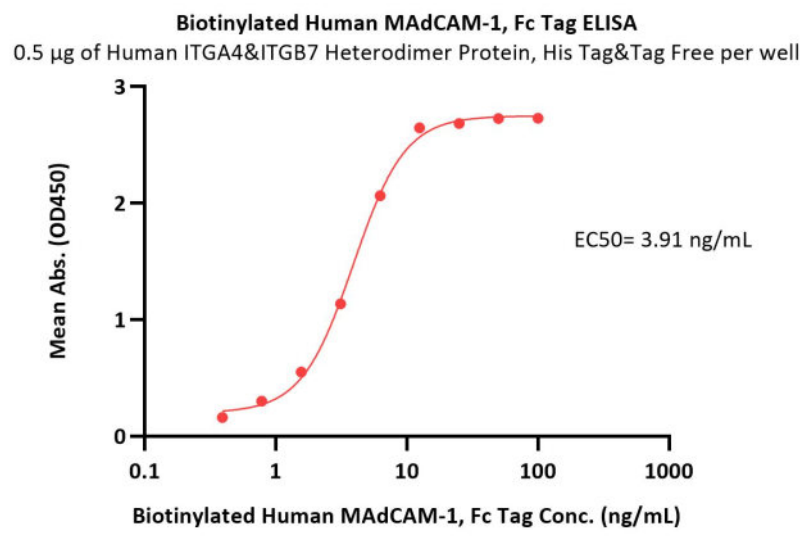


The purity of Biotinylated Human MAdCAM-1, Fc Tag (Cat. No. MAM-H8251) is more than 95% and the molecular weight of this protein is around 155-175 kDa verified by SEC-MALS.

[Report](#)

Discounts, Gifts,
and more!





Immobilized Human ITGA4&ITGB7 Heterodimer Protein, His Tag&Tag Free (Cat. No. IT7-H52W4) at 5 µg/mL (100 µL/well) can bind Biotinylated Human MAdCAM-1, Fc Tag (Cat. No. MAM-H8251) with a linear range of 0.4-6 ng/mL (QC tested).

Background

The mucosal addressin cell adhesion molecule-1 (MAdCAM-1) takes a key role in the endothelial adhesion and migration of lymphocytes to sites of inflammation in inflammatory disease. In vitro and in vivo data indicate that blockade of the adhesion molecule mucosal address in cell adhesion molecule (MAdCAM) pathway decreases leukocyte homing to the gut by inhibiting the interaction between MAdCAM and its ligand the $\alpha 4\beta 7$ integrin expressed on lymphocytes.

Clinical and Translational Updates

Discounts, Gifts,
and more!

