

Synonym

MIC-A

Source

Cynomolgus MICA Protein, His Tag(MIA-C52H5) is expressed from human 293 cells (HEK293). It contains AA Leu 25 - Trp 304 (Accession # [A0A7N9D4J5](#)).

Predicted N-terminus: Leu 25

Molecular Characterization

MICA(Leu 25 - Trp 304)
A0A7N9D4J5 Poly-his

This protein carries a polyhistidine tag at the C-terminus

The protein has a calculated MW of 33.9 kDa. The protein migrates as 48-60 kDa when calibrated against [Star Ribbon Pre-stained Protein Marker](#) under reducing (R) condition (SDS-PAGE) due to glycosylation.

Endotoxin

Less than 1.0 EU per µg by the LAL method.

Purity

>90% as determined by SDS-PAGE.

Formulation

Lyophilized from 0.22 µm filtered solution in PBS, pH7.4 with trehalose as protectant.

Contact us for customized product form or formulation.

Reconstitution

Please see Certificate of Analysis for specific instructions.

For best performance, we strongly recommend you to follow the reconstitution protocol provided in the CoA.

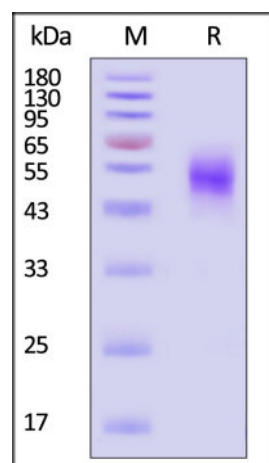
Storage

For long term storage, the product should be stored at lyophilized state at -20°C or lower.

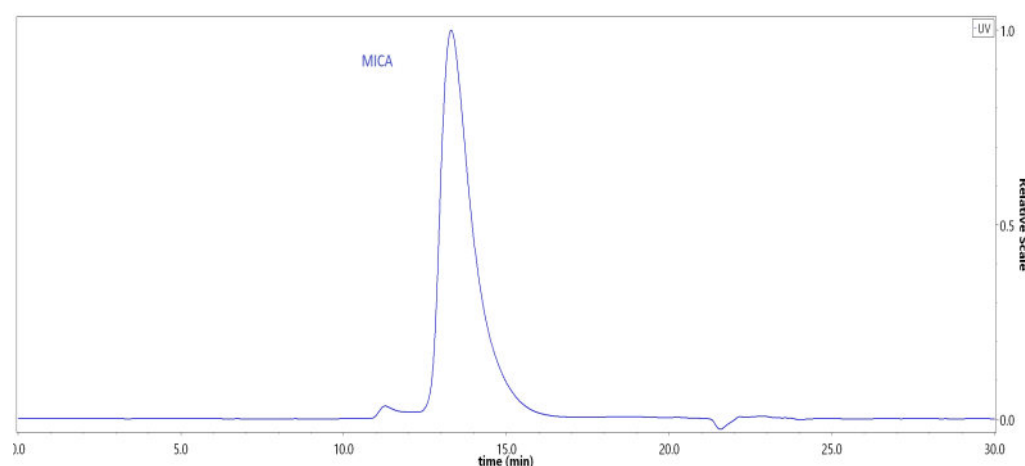
Please avoid repeated freeze-thaw cycles.

This product is stable after storage at:

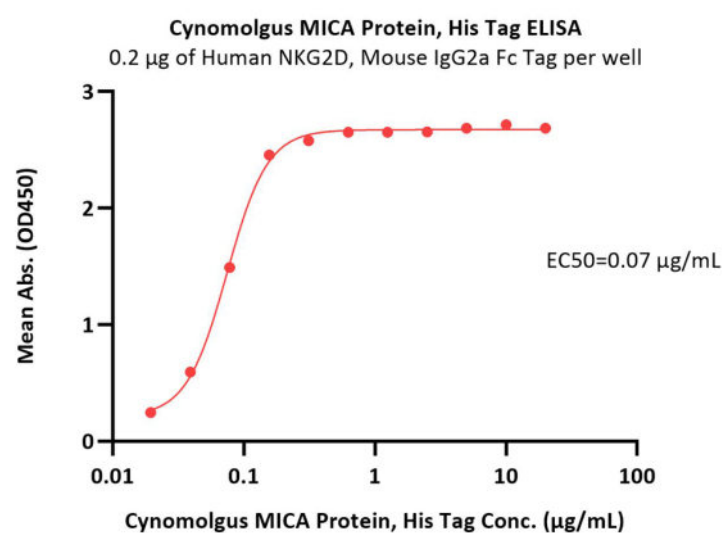
- -20°C to -70°C for 12 months in lyophilized state;
- -70°C for 3 months under sterile conditions after reconstitution.

SDS-PAGE

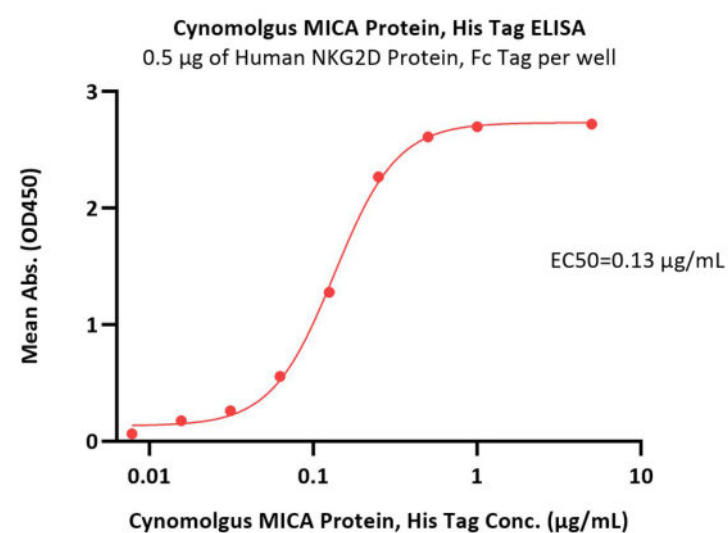
Cynomolgus MICA Protein, His Tag on SDS-PAGE under reducing (R) condition. The gel was stained with Coomassie Blue. The purity of the protein is greater than 90% (With [Star Ribbon Pre-stained Protein Marker](#)).

Bioactivity-ELISA**SEC-HPLC**

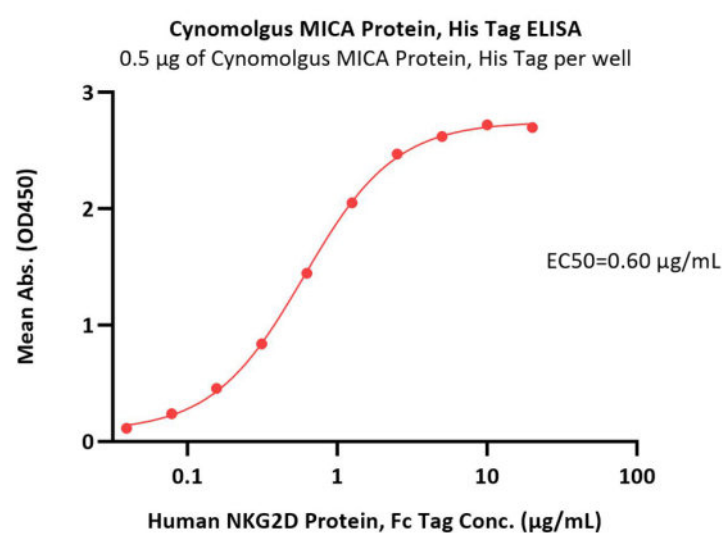
The purity of Cynomolgus MICA Protein, His Tag (Cat. No. MIA-C52H5) was greater than 85% as determined by SEC-HPLC.



Immobilized Human NKG2D, Mouse IgG2a Fc Tag (Cat. No. NKD-H5259) at 2 µg/mL (100 µL/well) can bind Cynomolgus MICA Protein, His Tag (Cat. No. MIA-C52H5) with a linear range of 0.02-0.313 µg/mL (QC tested).



Immobilized Human NKG2D Protein, Fc Tag (Cat. No. NKD-H5265) at 5 µg/mL (100 µL/well) can bind Cynomolgus MICA Protein, His Tag (Cat. No. MIA-C52H5) with a linear range of 0.008-0.25 µg/mL (Routinely tested).



Immobilized Cynomolgus MICA Protein, His Tag (Cat. No. MIA-C52H5) at 5 µg/mL (100 µL/well) can bind Human NKG2D Protein, Fc Tag (Cat. No. NKD-H5265) with a linear range of 0.039-1.25 µg/mL (Routinely tested).

Background

MHC class I polypeptide-related sequence A (MICA) belongs to the MHC class I family and MIC subfamily. MICA contains one Ig-like C1-type (immunoglobulin-like) domain. Unlike classical MHC class I molecules, MICA does not form a heterodimer with beta-2-microglobulin. MICA acts as a stress-induced self-antigen that is recognized by gamma delta T-cells. MICA is ligand for the KLRK1/NKG2D receptor. MICA bind to KLRK1 leads to cell lysis.

Clinical and Translational Updates

Please contact us via TechSupport@acrobiosystems.com if you have any question on this product.