

**Synonym**

Netrin receptor DCC,DCC,IGDCC1,netrin receptor DCC

**Source**

Human Netrin receptor DCC, His Tag (NEC-H52H3) is expressed from human 293 cells (HEK293). It contains AA Phe 32 - Asn 1097 (Accession # [P43146-1](#)).  
Predicted N-terminus: Phe 32

**Molecular Characterization**

DCC(Phe 32 - Asn 1097) P43146-1	Poly-his
------------------------------------	----------

This protein carries a polyhistidine tag at the C-terminus.

The protein has a calculated MW of 119.6 kDa. The protein migrates as 125-150 kDa under reducing (R) condition (SDS-PAGE) due to glycosylation.

**Endotoxin**

Less than 1.0 EU per µg by the LAL method.

**Purity**

>95% as determined by SDS-PAGE.

**Formulation**

Lyophilized from 0.22 µm filtered solution in PBS, pH7.4. Normally trehalose is added as protectant before lyophilization.

Contact us for customized product form or formulation.

**Reconstitution**

Please see Certificate of Analysis for specific instructions.

*For best performance, we strongly recommend you to follow the reconstitution protocol provided in the CoA.*


**Storage**

For long term storage, the product should be stored at lyophilized state at -20°C or lower.

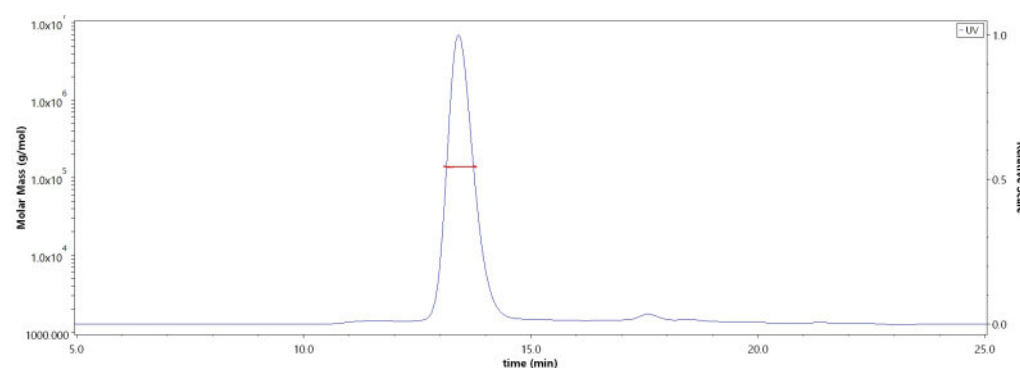
*Please avoid repeated freeze-thaw cycles.*

This product is stable after storage at:

- -20°C to -70°C for 12 months in lyophilized state;
- -70°C for 3 months under sterile conditions after reconstitution.

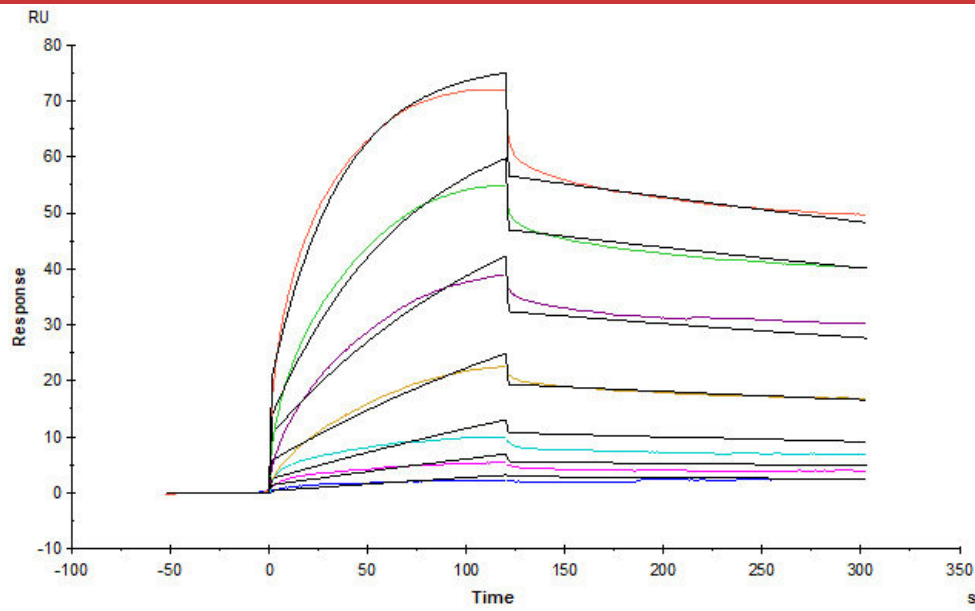
**SDS-PAGE**

Human Netrin receptor DCC, His Tag on SDS-PAGE under reducing (R) condition. The gel was stained overnight with Coomassie Blue. The purity of the protein is greater than 95%.

**Bioactivity-SPR****SEC-MALS**

The purity of Human Netrin receptor DCC, His Tag (Cat. No. NEC-H52H3) was more than 85% and the molecular weight of this protein is around 130-145 kDa verified by SEC-MALS.

[Report](#)



Human Netrin-1 Protein immobilized on CM5 Chip can bind Human Netrin receptor DCC, His Tag (Cat. No. NEC-H52H3) with an affinity constant of 31.8 nM as determined in a SPR assay (Biacore T200) (Routinely tested).

### Background

Receptor for netrin required for axon guidance. Mediates axon attraction of neuronal growth cones in the developing nervous system upon ligand binding. Its association with UNC5 proteins may trigger signaling for axon repulsion. It also acts as a dependence receptor required for apoptosis induction when not associated with netrin ligand. Implicated as a tumor suppressor gene.

### References

Please contact us via [TechSupport@acrobiosystems.com](mailto:TechSupport@acrobiosystems.com) if you have any question on this product.