



Synonym

C7orf15,C7orf15MGC138295,CD112R,MGC104322,MGC138297,MGC2463,PVRIG,CD112 receptor

Source

Cynomolgus PVRIG, Mouse IgG2a Fc Tag(PVG-C5253) is expressed from human 293 cells (HEK293). It contains AA Thr 41 - Asp 171 (Accession # [A0A2K5WV8-1](#)).

Molecular Characterization

PVRIG(Thr 41 - Asp 171) A0A2K5WV8-1	mFc(Glu 98 - Lys 330) P01863
--	---------------------------------

This protein carries a mouse IgG2a Fc tag at the C-terminus.

The protein has a calculated MW of 40.7 kDa. The protein migrates as 45-50 kDa under reducing (R) condition (SDS-PAGE) due to glycosylation.

Endotoxin

Less than 0.1 EU per µg by the LAL method.

Purity

>95% as determined by SDS-PAGE.

>90% as determined by SEC-MALS.

Formulation

Lyophilized from 0.22 µm filtered solution in 50 mM Tris, 100 mM Glycine, 25 mM Arginine, 150 mM NaCl, pH7.5 with trehalose as protectant.

Contact us for customized product form or formulation.

Reconstitution

Please see Certificate of Analysis for specific instructions.

For best performance, we strongly recommend you to follow the reconstitution protocol provided in the CoA.

Storage


For long term storage, the product should be stored at lyophilized state at -20°C or lower.

Please avoid repeated freeze-thaw cycles.

This product is stable after storage at:

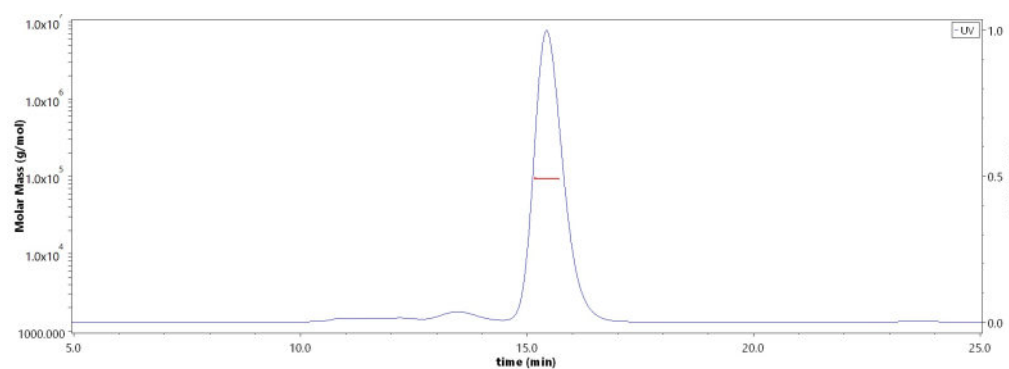
- -20°C to -70°C for 12 months in lyophilized state;
- -70°C for 3 months under sterile conditions after reconstitution.

SDS-PAGE



Cynomolgus PVRIG, Mouse IgG2a Fc Tag on SDS-PAGE under reducing (R) condition. The gel was stained with Coomassie Blue. The purity of the protein is greater than 95%.

SEC-MALS



The purity of Cynomolgus PVRIG, Mouse IgG2a Fc Tag (Cat. No. PVG-C5253) is more than 90% and the molecular weight of this protein is around 85-105 kDa verified by SEC-MALS.

[Report](#)

Bioactivity-ELISA

Discounts, Gifts,
and more!

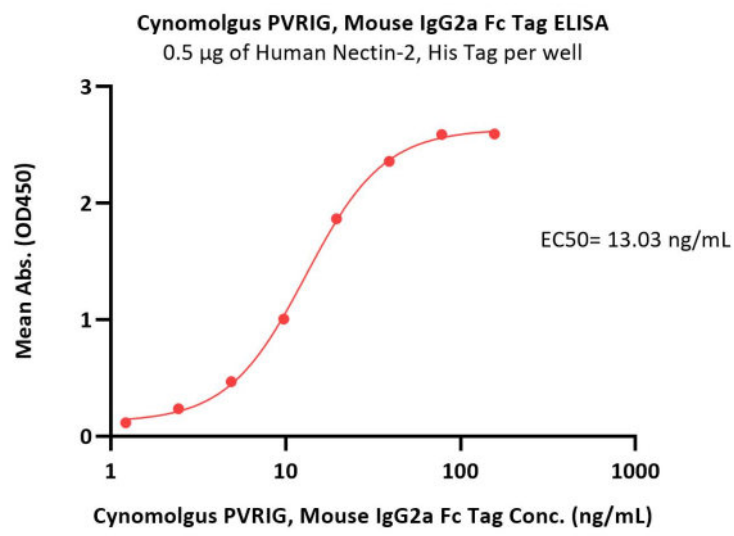


Cynomolgus PVRIG Protein, Mouse IgG2a Fc Tag (MALS verified)

Catalog # PVG-C5253



BIOSYSTEMS
Acro
Surprise Inside!



Immobilized Human Nectin-2, His Tag (Cat. No. PV2-H52E2) at 5 µg/mL (100 µL/well) can bind Cynomolgus PVRIG, Mouse IgG2a Fc Tag (Cat. No. PVG-C5253) with a linear range of 2-20 ng/mL (QC tested).

Background

Human PVRIG (poliovirus receptor related immunoglobulin domain-containing protein), also known as CD112 receptor (CD112R), is an approximately 34 kDa single transmembrane protein in the poliovirus receptor-like protein (PVR) family. The CD112R gene encodes a putative single transmembrane protein, which is composed of a single extracellular IgV domain, one transmembrane domain, and a long intracellular domain. Notably, the intracellular domain of phatases. The extracellular domain sequence of human and mouse CD112R have 65.3% similarity. CD112R may act as a coinhibitory receptor that suppresses T-cell receptor-mediated signals.

Clinical and Translational Updates

Discounts, Gifts,
and more!



➤ www.acrobiosystems.com

5/8/2024