



## Synonym

RP1-261G23.1,MGC70609,MVCD1,VEGFA,VPF

## Source

Biotinylated Human VEGF165, epitope tag free, primary amine labeling(VE5-H8210) is expressed from human 293 cells (HEK293). It contains AA Ala 27 - Arg 191 (Accession # [P15692-4](#)).

Predicted N-terminus: Ala 27

## Molecular Characterization

**VEGF165(Ala 27 - Arg 191)**  
**P15692-4**

This protein carries no "tag".

The protein has a calculated MW of 19.2 kDa. The protein migrates as 23-25 kDa under reducing (R) condition, and 40-50 kDa under non-reducing (NR) condition (SDS-PAGE) due to glycosylation.

## Labeling

*The primary amines in the side chains of lysine residues and the N-terminus of the protein are conjugated with biotins using standard chemical labeling method. A standard biotin reagent (13.5 angstroms) is used in this product.*

## Protein Ratio

Passed as determined by the HABA assay / binding ELISA.

## Endotoxin

Less than 1.0 EU per µg by the LAL method.

## Purity

>95% as determined by SDS-PAGE.

## Formulation

Lyophilized from 0.22 µm filtered solution in PBS, pH7.4 with trehalose as protectant.

Contact us for customized product form or formulation.

## Reconstitution

Please see Certificate of Analysis for specific instructions.

*For best performance, we strongly recommend you to follow the reconstitution protocol provided in the CoA.*

## Storage


For long term storage, the product should be stored at lyophilized state at -20°C or lower.

*Please avoid repeated freeze-thaw cycles.*

This product is stable after storage at:

- -20°C to -70°C for 24 months in lyophilized state;
- -70°C for 24 months under sterile conditions after reconstitution.

## SDS-PAGE



Biotinylated Human VEGF165, epitope tag free, primary amine labeling on SDS-PAGE under reducing (R) and non-reducing (NR) conditions. The gel was stained with Coomassie Blue. The purity of the protein is greater than 95%.

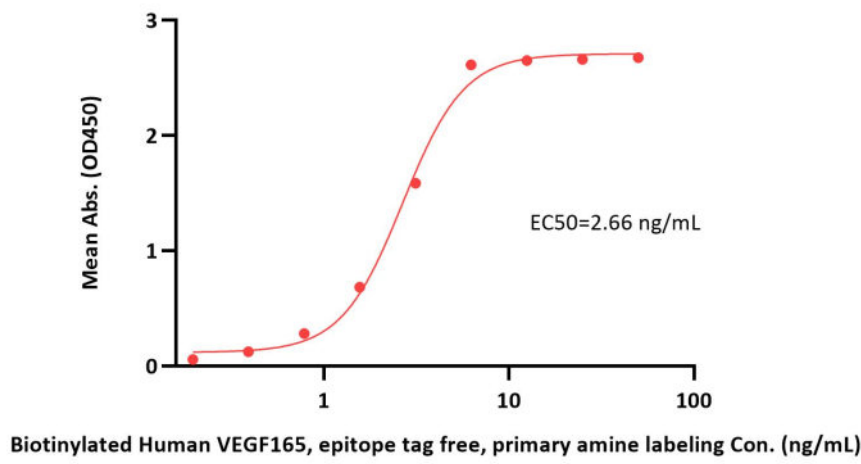
## Bioactivity-ELISA

Discounts, Gifts,  
and more!



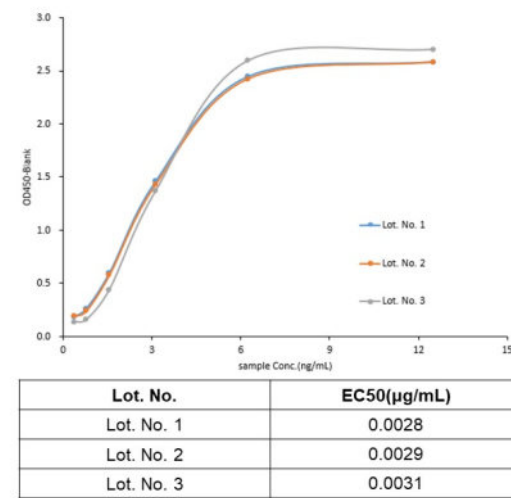


**Biotinylated Human VEGF165, epitope tag free, primary amine labeling ELISA**  
0.2 µg of Human VEGFR1/R2, Fc Tag tag per well

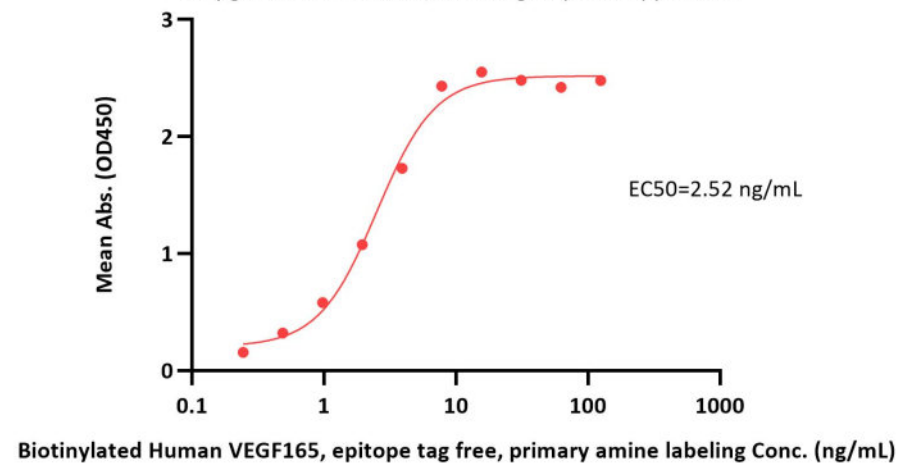


Immobilized human VEGFR1/R2, Fc Tag at 2 µg/mL (100 µL/well) can bind Biotinylated Human VEGF165, epitope tag free, primary amine labeling (Cat. No. VE5-H8210) with a linear range of 0.4-3 ng/mL (QC tested).

**Batch consistency**

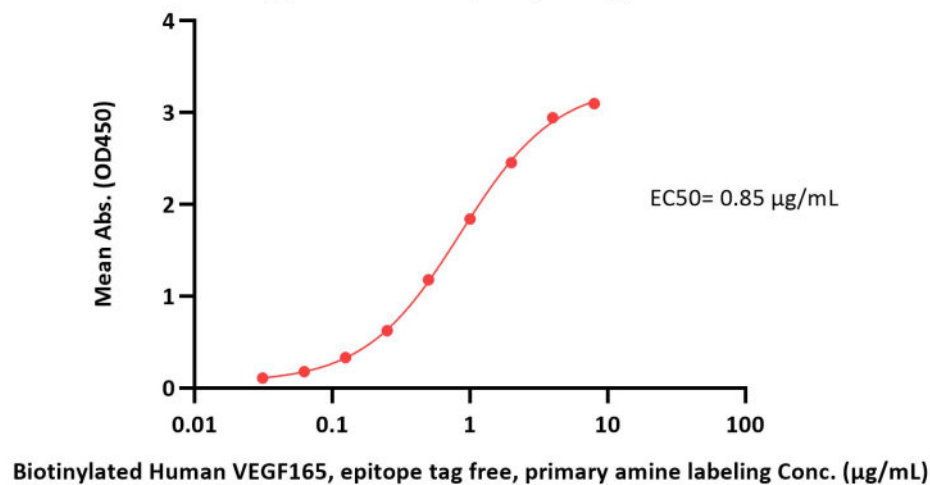


**Biotinylated Human VEGF165, epitope tag free, primary amine labeling ELISA**  
0.5 µg of Anti-VEGF MAb, Human IgG1 (Avastin) per well



Immobilized Anti-VEGF MAb, Human IgG1 (Avastin) at 5 µg/mL (100 µL/well) can bind Biotinylated Human VEGF165, epitope tag free, primary amine labeling (Cat. No. VE5-H8210) with a linear range of 0.2-4 ng/mL (Routinely tested).

**Biotinylated Human VEGF165, epitope tag free, primary amine labeling ELISA**  
0.2 µg of Human Neuropilin-1, His Tag per well



Immobilized Human Neuropilin-1, His Tag (Cat. No. NR1-H5228) at 2 µg/mL (100 µL/well) can bind Biotinylated Human VEGF165, epitope tag free, primary amine labeling (Cat. No. VE5-H8210) with a linear range of 0.031-2 µg/mL (Routinely tested).

**Background**





VEGF165 is the most abundant splice variant of VEGF-A. VEGF165 is produced by a number of cells including endothelial cells, macrophages and T cells. VEGF165 is involved in angiogenesis, vascular endothelial cell survival, growth, migration and vascular permeability. VEGF gene expression is induced by hypoxia, inflammatory cytokines and oncogenes. VEGF165 binds to heparan sulfate and is retained on the cell surface and in the extracellular matrix. VEGF165 binds to the receptor tyrosine kinases, VEGFR1 and VEGFR2. VEGF165 is the only splice variant that binds to co-receptors NRP-1 and NRP-2 that function to enhance VEGFR2 signaling. Binding of VEGF165 to VEGFR1 and VEGFR2 leads to activation of the PI3K/AKT, p38 MAPK, FAK and paxillin. VEGF plays a key role in tumor angiogenesis in many cancers.

### **Clinical and Translational Updates**

Please contact us via [TechSupport@acrobiosystems.com](mailto:TechSupport@acrobiosystems.com) if you have any question on this product.

**Discounts, Gifts,  
and more!**

